

(12) INTERNATIONAL APPLICATION PUBLISHED UNDER THE PATENT COOPERATION TREATY (PCT)

(19) World Intellectual Property Organization
International Bureau



(43) International Publication Date
12 October 2006 (12.10.2006)

PCT

(10) International Publication Number
WO 2006/107851 A1

(51) International Patent Classification:
C07D 471/04 (2006.01) A61P 31/12 (2006.01)
A61K 31/437 (2006.01) A61P 35/00 (2006.01)

(81) Designated States (unless otherwise indicated, for every kind of national protection available): AE, AG, AL, AM, AT, AU, AZ, BA, BB, BG, BR, BW, BY, BZ, CA, CH, CN, CO, CR, CU, CZ, DE, DK, DM, DZ, EC, EE, EG, ES, FI, GB, GD, GE, GH, GM, HR, HU, ID, IL, IN, IS, JP, KE, KG, KM, KN, KP, KR, KZ, LC, LK, LR, LS, LT, LU, LV, LY, MA, MD, MG, MK, MN, MW, MX, MZ, NA, NG, NI, NO, NZ, OM, PG, PH, PL, PT, RO, RU, SC, SD, SE, SG, SK, SL, SM, SY, TJ, TM, TN, TR, TT, TZ, UA, UG, US, UZ, VC, VN, YU, ZA, ZM, ZW.

(21) International Application Number:
PCT/US2006/012263

(22) International Filing Date: 31 March 2006 (31.03.2006)

(25) Filing Language: English

(26) Publication Language: English

(30) Priority Data:
60/667,869 1 April 2005 (01.04.2005) US
60/733,037 3 November 2005 (03.11.2005) US

(84) Designated States (unless otherwise indicated, for every kind of regional protection available): ARIPO (BW, GH, GM, KE, LS, MW, MZ, NA, SD, SL, SZ, TZ, UG, ZM, ZW), Eurasian (AM, AZ, BY, KG, KZ, MD, RU, TJ, TM), European (AT, BE, BG, CH, CY, CZ, DE, DK, EE, ES, FI, FR, GB, GR, HU, IE, IS, IT, LT, LU, LV, MC, NL, PL, PT, RO, SE, SI, SK, TR), OAPI (BF, BJ, CF, CG, CI, CM, GA, GN, GQ, GW, ML, MR, NE, SN, TD, TG).

(71) Applicant (for all designated States except US): 3M INNOVATIVE PROPERTIES COMPANY [US/US]; 3M Center, Post Office Box 33427, Saint Paul, Minnesota 55133-3427 (US).

Declarations under Rule 4.17:

- as to applicant's entitlement to apply for and be granted a patent (Rule 4.17(ii))
- as to the applicant's entitlement to claim the priority of the earlier application (Rule 4.17(iii))

(72) Inventors; and

(75) Inventors/Applicants (for US only): HAYS, David, S. [US/US]; 3M Center, Post Office Box 33427, Saint Paul, Minnesota 55133-3427 (US). PRINCE, Ryan, B. [US/US]; 3M Center, Post Office Box 33427, Saint Paul, Minnesota 55133-3427 (US). HARALDSON, Chad, A. [US/US]; 3M Center, Post Office Box 33427, Saint Paul, Minnesota 55133-3427 (US). BONK, Jason, D. [US/US]; 3M Center, Post Office Box 33427, Saint Paul, Minnesota 55133-3427 (US).

Published:

- with international search report
- before the expiration of the time limit for amending the claims and to be republished in the event of receipt of amendments

(74) Agents: ERSFELD, Dean, A. et al.; 3M Center, Office Of Intellectual Property Counsel, Post Office Box 33427, Saint Paul, Minnesota 55133-3427 (US).

For two-letter codes and other abbreviations, refer to the "Guidance Notes on Codes and Abbreviations" appearing at the beginning of each regular issue of the PCT Gazette.

(54) Title: 1-SUBSTITUTED PYRAZOLO (3,4-C) RING COMPOUNDS AS MODULATORS OF CYTOKINE BIOSYNTHESIS FOR THE TREATMENT OF VIRAL INFECTIONS AND NEOPLASTIC DISEASES

(57) Abstract: Pyrazolo[3,4-c] ring compounds of Formula (I), e.g., pyrazolo[3,4-c]pyridines, pyrazolo[3,4-c]quinolines, 6,7,8,9-tetrahydro pyrazolo[3,4-c]quinolines, and pyrazolo[3,4-c]naphthyridines, substituted at the 1-position, pharmaceutical compositions containing the compounds, intermediates, methods of making and methods of use of these compounds as immunomodulators, for inducing cytokine biosynthesis in animals and in the treatment of diseases including viral and neoplastic diseases are disclosed.

WO 2006/107851 A1

1-SUBSTITUTED PYRAZOLO (3,4-C) RING COMPOUNDS AS MODULATORS OF CYTOKINE BIOSYNTHESIS FOR THE TREATMENT OF VIRAL INFECTIONS AND NEOPLASTIC DISEASES

5 CROSS REFERENCE TO RELATED APPLICATIONS

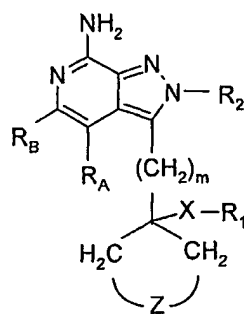
The present invention claims priority to U.S. Provisional Application Serial No. 60/667,869, filed April 1, 2005, and U.S. Provisional Application Serial No. 60/733,037, filed November 3, 2005, both of which are incorporated herein by reference.

10 BACKGROUND

Certain compounds have been found to be useful as immune response modifiers (IRMs), rendering them useful in the treatment of a variety of disorders. However, there continues to be interest in and a need for compounds that have the ability to modulate the immune response, by induction of cytokine biosynthesis or other mechanisms.

15 SUMMARY

The present invention provides a new class of compounds that are useful in inducing cytokine biosynthesis in animals. Such compounds are of the following Formula I:



20 I
wherein R_1 , R_2 , R_A , R_B , X , Z , and m are as defined below.

The compounds of Formula I are useful as immune response modifiers due to their ability to induce cytokine biosynthesis (e.g., induces the synthesis of at least one cytokine) and otherwise modulate the immune response when administered to animals. This makes
25 the compounds useful in the treatment of a variety of conditions such as viral diseases and tumors that are responsive to such changes in the immune response.

The invention further provides pharmaceutical compositions containing an effective amount of a compound of Formula I and methods of inducing cytokine biosynthesis in an animal, treating a viral infection or disease and/or treating a neoplastic disease in an animal by administering an effective amount of a compound of Formula I to the animal.

In addition, methods of synthesizing compounds of Formula I and intermediates useful in the synthesis of these compounds are provided.

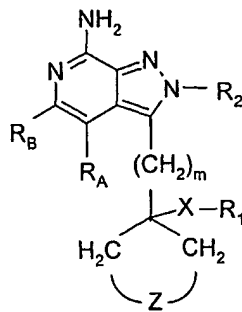
As used herein, "a," "an," "the," "at least one," and "one or more" are used interchangeably.

The terms "comprises" and variations thereof do not have a limiting meaning where these terms appear in the description and claims.

The above summary of the present invention is not intended to describe each disclosed embodiment or every implementation of the present invention. The description that follows more particularly exemplifies illustrative embodiments. In several places throughout the description, guidance is provided through lists of examples, which examples can be used in various combinations. In each instance, the recited list serves only as a representative group and should not be interpreted as an exclusive list.

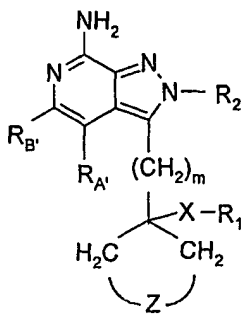
DETAILED DESCRIPTION OF ILLUSTRATIVE EMBODIMENTS OF THE INVENTION

The present invention provides compounds of the following Formula I:

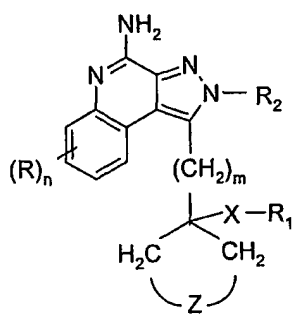


I

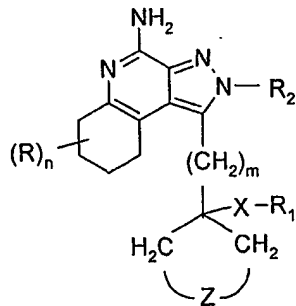
and more specifically compounds of the following Formulas II, III, IV, V, VI, VII, VIII, XIII, and XIV:



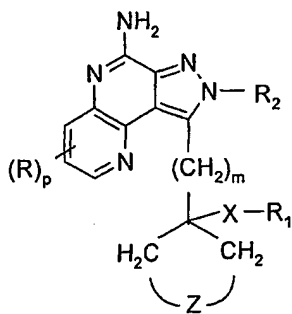
II



III



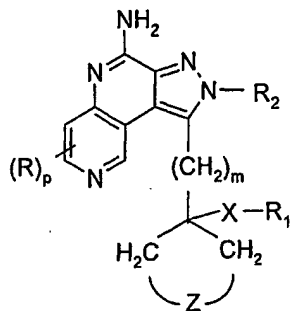
IV



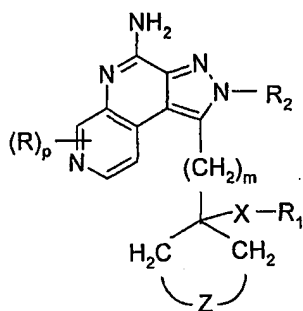
V

5

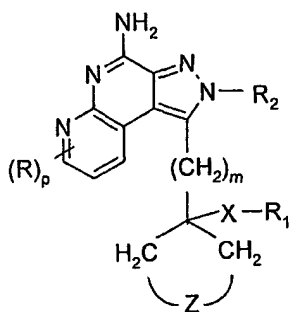
10



VI

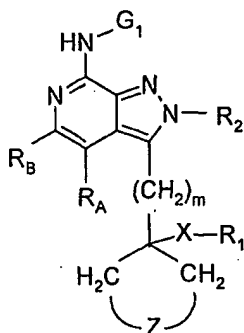


VII

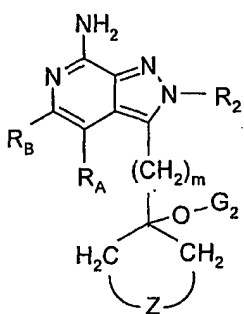


VIII

5



XIII

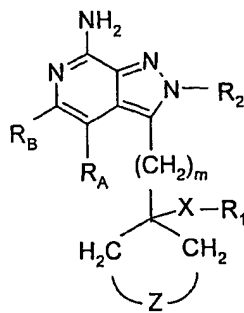


XIV

5

wherein R_A , R_B , $R_{A'}$, $R_{B'}$, R , R_1 , R_2 , m , n , p , X , Z , G_1 , and G_2 are as defined below; and pharmaceutically acceptable salts thereof.

In one embodiment, the present invention provides a compound of the Formula I:

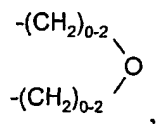


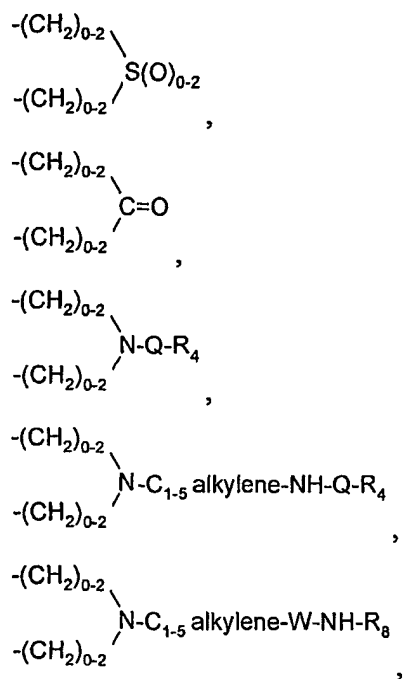
I

10

wherein:

Z is selected from the group consisting of:

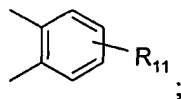
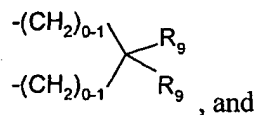




5

a bond,

C₁₋₅ alkylene,



10

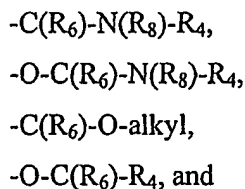
X is selected from the group consisting of a bond, -C₂₋₃ alkylene-, and -O-C₂₋₃ alkylene-;

R₁ is selected from the group consisting of:

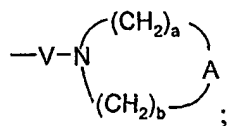
15

- hydrogen,
- hydroxy,
- fluorine,
- alkoxy,
- N(R₉)₂,
- NH-Q-R₄,
- S(O)₀₋₂-alkyl,
- S(O)₂-NH-R₉,

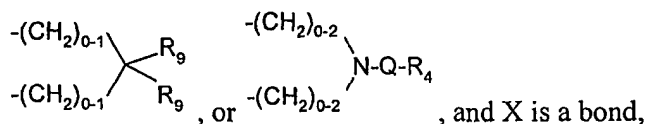
20



5



with the proviso that when Z is a bond, C₁₋₅ alkylene,



then R₁ is other than hydrogen;

m is an integer from 1 to 5;

10

R_A and R_B are each independently selected from the group consisting of:

hydrogen,

halogen,

alkyl,

alkenyl,

15

alkoxy,

alkylthio, and

-N(R₉)₂;

or when taken together, R_A and R_B form a fused aryl ring or heteroaryl ring containing one heteroatom selected from the group consisting of N and S wherein the aryl or heteroaryl ring is unsubstituted or substituted by one or more R groups;

20

or when taken together, R_A and R_B form a fused 5 to 7 membered saturated ring, optionally containing one heteroatom selected from the group consisting of N and S, and unsubstituted or substituted by one or more R groups;

R is selected from the group consisting of:

25

halogen,

hydroxy,

alkyl,

haloalkyl,

alkoxy, and

$-N(R_9)_2$;

R_2 is selected from the group consisting of:

hydrogen,

alkyl,

5 alkoxyalkylenyl,

hydroxyalkylenyl,

haloalkylenyl, and

$R_4-C(R_6)-O-C_{1-4}$ alkylenyl;

R_4 is selected from the group consisting of hydrogen, alkyl, alkenyl, alkynyl, aryl,
 10 arylalkylenyl, aryloxyalkylenyl, alkylarylenyl, heteroaryl, heteroarylalkylenyl,
 heteroaryloxyalkylenyl, alkylheteroarylenyl, and heterocyclyl, wherein the alkyl, alkenyl,
 alkynyl, aryl, arylalkylenyl, aryloxyalkylenyl, alkylarylenyl, heteroaryl,
 heteroarylalkylenyl, heteroaryloxyalkylenyl, alkylheteroarylenyl, and heterocyclyl groups
 can be unsubstituted or substituted by one or more substituents independently selected
 15 from the group consisting of alkyl, alkoxy, hydroxyalkyl, haloalkyl, haloalkoxy, halogen,
 nitro, hydroxy, mercapto, cyano, aryl, aryloxy, arylalkyleneoxy, heteroaryl, heteroaryloxy,
 heteroarylalkyleneoxy, heterocyclyl, amino, acetylamino, alkylamino, dialkylamino,
 (dialkylamino)alkyleneoxy, and in the case of alkyl, alkenyl, alkynyl, and heterocyclyl,
 oxo;

20 R_6 is selected from the group consisting of $=O$ and $=S$;

R_8 is selected from the group consisting of hydrogen, alkyl, alkoxyalkylenyl, and
 arylalkylenyl;

R_9 is selected from the group consisting of hydrogen and alkyl;

25 R_{11} is selected from the group consisting of hydrogen, alkyl, halogen, and
 trifluoromethyl;

A is selected from the group consisting of $-O-$, $-C(O)-$, $-S(O)_{0-2}-$, $-CH_2-$, and
 $-N(R_4)-$;

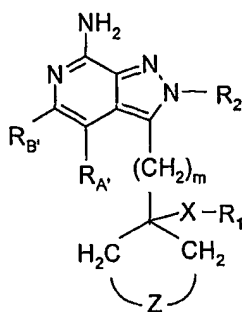
Q is selected from the group consisting of a bond, $-C(R_6)-$, $-C(R_6)-C(R_6)-$, $-S(O)_2-$,
 $-C(R_6)-N(R_8)-W-$, $-S(O)_2-N(R_8)-$, $-C(R_6)-O-$, and $-C(R_6)-N(OR_9)-$;

30 V is selected from the group consisting of $-C(R_6)-$, $-O-C(R_6)-$, $-N(R_8)-C(R_6)-$, and
 $-S(O)_2-$;

W is selected from the group consisting of a bond, $-C(O)-$, and $-S(O)_2-$; and

a and b are independently integers from 1 to 6 with the proviso that $a + b \leq 7$;
or a pharmaceutically acceptable salt thereof.

In another embodiment, the present invention provides a compound of the Formula
II:



II

wherein:

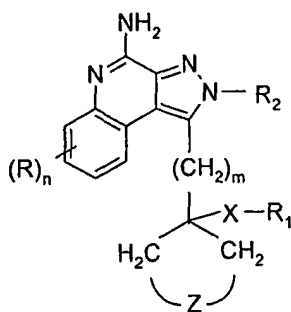
Z, X, R₁, R₂, and m are as defined in Formula I; and

R_{A'} and R_{B'} are each independently selected from the group consisting of:

- 10 hydrogen,
 halogen,
 alkyl,
 alkenyl,
 alkoxy,
15 alkylthio, and
 -N(R₉)₂;

or a pharmaceutically acceptable salt thereof.

In another embodiment, the present invention provides a compound of the Formula
III:



III

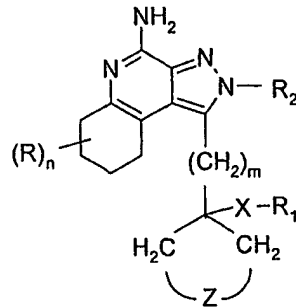
20

wherein:

Z, X, R₁, R₂, R, and m are as defined in Formula I; and
 n is an integer from 0 to 4;

or a pharmaceutically acceptable salt thereof.

5 In another embodiment, the present invention provides a compound of the Formula IV:



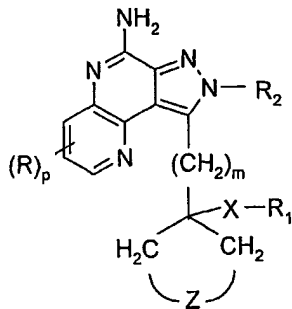
IV

wherein:

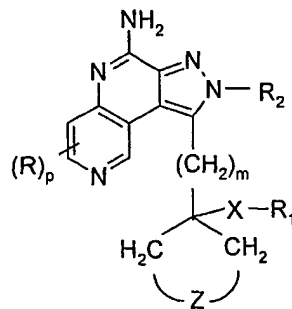
10 Z, X, R₁, R₂, R, and m are as defined in Formula I; and
 n is an integer from 0 to 4;

or a pharmaceutically acceptable salt thereof.

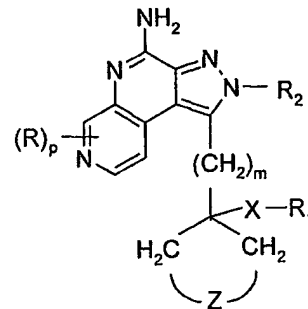
In another embodiment, the present invention provides a compound selected from the group consisting of the Formulas V, VI, VII, and VIII:



V



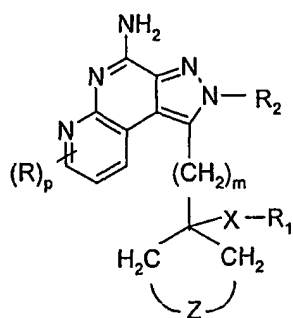
VI



VII

15

, and



VIII

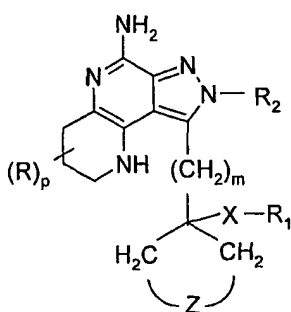
wherein:

Z, X, R₁, R₂, R, and m are as defined in Formula I; and

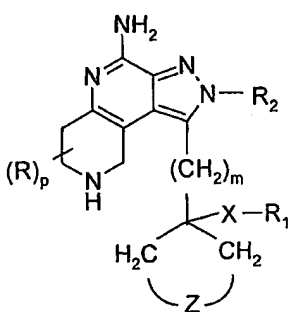
5 p is an integer from 0 to 3;

or a pharmaceutically acceptable salt thereof.

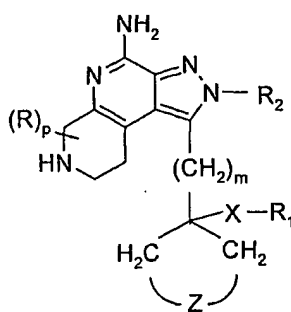
In another embodiment, the present invention provides a compound selected from the group consisting of the Formulas IX, X, XI, and XII:



IX



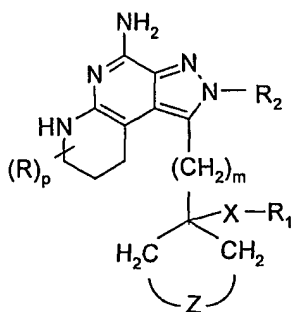
X



XI

, and

10



XII

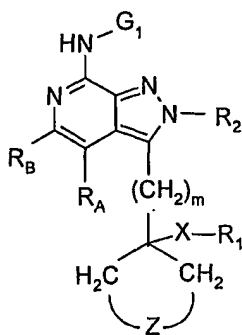
wherein:

Z, X, R₁, R₂, R, and m are as defined in Formula I; and

15 p is an integer from 0 to 3;

or a pharmaceutically acceptable salt thereof.

In another embodiment, the present invention provides a compound of the Formula XIII:



XIII

5

wherein:

R_1 , R_2 , R_A , R_B , X , Z , and m are as defined in Formula I,

G_1 is selected from the group consisting of:

- C(O)- R' ,
- 10 α -aminoacyl,
- α -aminoacyl- α -aminoacyl,
- C(O)-O- R' ,
- C(O)-N(R'')- R' ,
- C(=NY')- R' ,
- 15 -CH(OH)-C(O)-OY',
- CH(OC₁₋₄ alkyl)Y₀,
- CH₂Y₂, and
- CH(CH₃)Y₂;

R' and R'' are independently selected from the group consisting of C₁₋₁₀ alkyl, C₃₋₇ cycloalkyl, phenyl, and benzyl, each of which may be unsubstituted or substituted by one or more substituents selected from the group consisting of halogen, hydroxy, nitro, cyano, carboxy, C₁₋₆ alkyl, C₁₋₄ alkoxy, aryl, heteroaryl, aryl-C₁₋₄ alkylenyl, heteroaryl-C₁₋₄ alkylenyl, halo-C₁₋₄ alkylenyl, halo-C₁₋₄ alkoxy, -O-C(O)-CH₃, -C(O)-O-CH₃, -C(O)-NH₂, -O-CH₂-C(O)-NH₂, -NH₂, and -S(O)₂-NH₂, with the proviso that R'' can also be hydrogen;

25

α -aminoacyl is an α -aminoacyl group derived from an amino acid selected from the group consisting of racemic, D-, and L-amino acids;

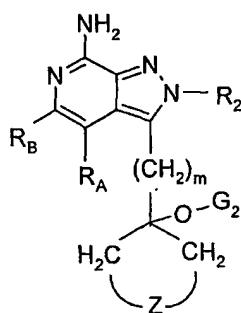
Y' is selected from the group consisting of hydrogen, C₁₋₆ alkyl, and benzyl;

Y₀ is selected from the group consisting of C₁₋₆ alkyl, carboxy-C₁₋₆ alkyl, amino-C₁₋₄ alkyl, mono-N-C₁₋₆ alkylamino-C₁₋₄ alkyl, and di-N,N-C₁₋₆ alkylamino-C₁₋₄ alkyl; and

Y₂ is selected from the group consisting of mono-N-C₁₋₆ alkylamino, di-N,N-C₁₋₆ alkylamino, morpholin-4-yl, piperidin-1-yl, pyrrolidin-1-yl, and 4-C₁₋₄ alkylpiperazin-1-yl;

or a pharmaceutically acceptable salt thereof.

In another embodiment, the present invention provides a compound of the Formula XIV:



XIV

wherein:

R_A, R_B, R₂, Z, and m are as defined in Formula I,

G₂ is selected from the group consisting of:

-X₂-C(O)-R',

α -aminoacyl,

α -aminoacyl- α -aminoacyl,

-X₂-C(O)-O-R',

-C(O)-N(R'')R', and

-S(O)₂-R';

X₂ is selected from the group consisting of a bond; -CH₂-O-; -CH(CH₃)-O-; -C(CH₃)₂-O-; and, in the case of -X₂-C(O)-O-R', -CH₂-NH-;

R' and R'' are independently selected from the group consisting of C₁₋₁₀ alkyl,

C₃₋₇ cycloalkyl, phenyl, and benzyl, each of which may be unsubstituted or substituted by one or more substituents independently selected from the group consisting of halogen, hydroxy, nitro, cyano, carboxy, C₁₋₆ alkyl, C₁₋₄ alkoxy, aryl, heteroaryl, aryl-C₁₋₄ alkylenyl, heteroaryl-C₁₋₄ alkylenyl, halo-C₁₋₄ alkylenyl, halo-C₁₋₄ alkoxy, -O-C(O)-CH₃,
5 -C(O)-O-CH₃, -C(O)-NH₂, -O-CH₂-C(O)-NH₂, -NH₂, and -S(O)₂-NH₂, with the proviso that R" can also be hydrogen; and

α-aminoacyl is an α-aminoacyl group derived from an amino acid selected from the group consisting of racemic, D-, and L-amino acids;
or a pharmaceutically acceptable salt thereof.

10

As used herein, the terms "alkyl", "alkenyl", "alkynyl" and the prefix "alk-" are inclusive of both straight chain and branched chain groups and of cyclic groups, e.g., cycloalkyl and cycloalkenyl. Unless otherwise specified, these groups contain from 1 to 20 carbon atoms, with alkenyl groups containing from 2 to 20 carbon atoms, and alkynyl
15 groups containing from 2 to 20 carbon atoms. In some embodiments, these groups have a total of up to 10 carbon atoms, up to 8 carbon atoms, up to 6 carbon atoms, or up to 4 carbon atoms. Cyclic groups can be monocyclic or polycyclic and preferably have from 3 to 10 ring carbon atoms. Exemplary cyclic groups include cyclopropyl, cyclopropylmethyl, cyclopentyl, cyclohexyl, adamantyl, and substituted and unsubstituted
20 bornyl, norbornyl, and norbornenyl.

Unless otherwise specified, "alkylene", "-alkylene-", "alkenylene", "-alkenylene-", "alkynylene", and "-alkynylene-" are the divalent forms of the "alkyl", "alkenyl", and "alkynyl" groups defined above. The terms "alkylenyl", "alkenylenyl", and "alkynylenyl" are used when "alkylene", "alkenylene", and "alkynylene", respectively, are substituted.
25 For example, an arylalkylenyl group comprises an "alkylene" moiety to which an aryl group is attached.

The term "haloalkyl" is inclusive of groups that are substituted by one or more halogen atoms, including perfluorinated groups. This is also true of other groups that include the prefix "halo-." Examples of suitable haloalkyl groups are chloromethyl, trifluoromethyl, and the like.
30

The term "aryl" as used herein includes carbocyclic aromatic rings or ring systems. Examples of aryl groups include phenyl, naphthyl, biphenyl, fluorenyl and indenyl.

Unless otherwise indicated, the term "heteroatom" refers to the atoms O, S, or N.

The term "heteroaryl" includes aromatic rings or ring systems that contain at least one ring heteroatom (e.g., O, S, N). In some embodiments, the term "heteroaryl" includes a ring or ring system that contains 2-12 carbon atoms, 1-3 rings, 1-4 heteroatoms, and O, S, and N as the heteroatoms. Exemplary heteroaryl groups include furyl, thienyl, pyridyl, quinoliny, isoquinoliny, indolyl, isoindolyl, triazolyl, pyrrolyl, tetrazolyl, imidazolyl, pyrazolyl, oxazolyl, thiazolyl, benzofuranyl, benzothiophenyl, carbazolyl, benzoxazolyl, pyrimidinyl, benzimidazolyl, quinoxaliny, benzothiazolyl, naphthyridiny, isoxazolyl, isothiazolyl, puriny, quinazoliny, pyraziny, 1-oxidopyridyl, pyridaziny, triaziny, tetraziny, oxadiazolyl, thiadiazolyl, and so on.

The term "heterocyclyl" includes non-aromatic rings or ring systems that contain at least one ring heteroatom (e.g., O, S, N) and includes all of the fully saturated and partially unsaturated derivatives of the above mentioned heteroaryl groups. In some embodiments, the term "heterocyclyl" includes a ring or ring system that contains 2-12 carbon atoms, 1-3 rings, 1-4 heteroatoms, and O, S, and N as the heteroatoms. Exemplary heterocyclyl groups include pyrrolidiny, tetrahydrofuranyl, morpholiny, thiomorpholiny, 1,1-dioxothiomorpholiny, piperidiny, piperaziny, thiazolidiny, imidazolidiny, isothiazolidiny, tetrahydropyranyl, quinuclidiny, homopiperidiny (azepanyl), 1,4-oxazepanyl, homopiperaziny (diazepanyl), 1,3-dioxolanyl, aziridiny, azetidiny, dihydroisoquinolin-(1*H*)-yl, octahydroisoquinolin-(1*H*)-yl, dihydroquinolin-(2*H*)-yl, octahydroquinolin-(2*H*)-yl, dihydro-1*H*-imidazolyl, 3-azabicyclo[3.2.2]non-3-yl, and the like.

The term "heterocyclyl" includes bicyclic and tricyclic heterocyclic ring systems. Such ring systems include fused and/or bridged rings and spiro rings. Fused rings can include, in addition to a saturated or partially saturated ring, an aromatic ring, for example, a benzene ring. Spiro rings include two rings joined by one spiro atom and three rings joined by two spiro atoms.

When "heterocyclyl" contains a nitrogen atom, the point of attachment of the heterocyclyl group may be the nitrogen atom.

The terms "arylene", "heteroarylene", and "heterocyclylene" are the divalent forms of the "aryl", "heteroaryl", and "heterocyclyl" groups defined above. The terms, "arylenyl", "heteroarylenyl", and "heterocyclenyl" are used when "arylene",

"heteroarylene", and "heterocyclylene", respectively, are substituted. For example, an alkylarylenyl group comprises an arylene moiety to which an alkyl group is attached.

The term "fused aryl ring" includes fused carbocyclic aromatic rings or ring systems. Examples of fused aryl rings include benzo, naphtho, fluoreno, and indeno.

5 The term "fused heteroaryl ring" includes the fused forms of 5 or 6 membered aromatic rings that contain one heteroatom selected from S and N.

The term "fused 5 to 7 membered saturated ring" includes rings which are fully saturated except for the bond where the ring is fused.

10 When a group (or substituent or variable) is present more than once in any formula described herein, each group (or substituent or variable) is independently selected, whether explicitly stated or not. For example, for the formula -N(R₉)- each R₉ group is independently selected. In another example, when an R₁ and a Z group both contain an R₄ group, each R₄ group is independently selected.

15 The invention is inclusive of the compounds described herein (including intermediates) in any of their pharmaceutically acceptable forms, including isomers (e.g., diastereomers and enantiomers), salts, solvates, polymorphs, prodrugs, and the like. In particular, if a compound is optically active, the invention specifically includes each of the compound's enantiomers as well as racemic mixtures of the enantiomers. It should be understood that the term "compound" includes any or all of such forms, whether explicitly
20 stated or not (although at times, "salts" are explicitly stated).

The term "prodrug" means a compound that can be transformed in vivo to yield an immune response modifying compound, including any of the salt, solvated, polymorphic, or isomeric forms described above. The prodrug, itself, may be an immune response modifying compound, including any of the salt, solvated, polymorphic, or isomeric forms
25 described above. The transformation may occur by various mechanisms, such as through a chemical (e.g., solvolysis or hydrolysis, for example, in the blood) or enzymatic biotransformation. A discussion of the use of prodrugs is provided by T. Higuchi and W. Stella, "Pro-drugs as Novel Delivery Systems," Vol. 14 of the A. C. S. Symposium Series, and in Bioreversible Carriers in Drug Design, ed. Edward B. Roche, American
30 Pharmaceutical Association and Pergamon Press, 1987.

Compounds (including intermediates) of the present invention may exist in different tautomeric forms, and all such forms are embraced within the scope of the

invention. The term "tautomer" or "tautomeric form" refers to structural isomers of different energies which are interconvertible via a low energy barrier. For example, proton tautomers (prototropic tautomers) include interconversions via migration of a proton, such as keto-enol and imine-enamine isomerizations. When compounds of the present invention have a hydrogen atom at the 2 position, proton migration between the 2 and 3 positions may occur.

The compounds of the present invention may exist in unsolvated as well as solvated forms with pharmaceutically acceptable solvents such as water, ethanol, and the like. The present invention embraces both solvated and unsolvated forms.

For any of the compounds presented herein, each one of the following variables (e.g., R_A , R_B , R_A' , R_B' , R , R_1 , R_2 , m , n , p , A , Q , X , Z , and so on) in any of its embodiments can be combined with any one or more of the other variables in any of their embodiments and associated with any one of the formulas described herein, as would be understood by one of skill in the art. Each of the resulting combinations of variables is an embodiment of the present invention.

In certain embodiments (e.g., of Formula I), R_A and R_B are each independently selected from the group consisting of hydrogen, halogen, alkyl, alkenyl, alkoxy, alkylthio, and $-N(R_9)_2$;

or when taken together, R_A and R_B form a fused aryl ring or heteroaryl ring containing one heteroatom selected from the group consisting of N and S wherein the aryl or heteroaryl ring is unsubstituted or substituted by one or more R groups;

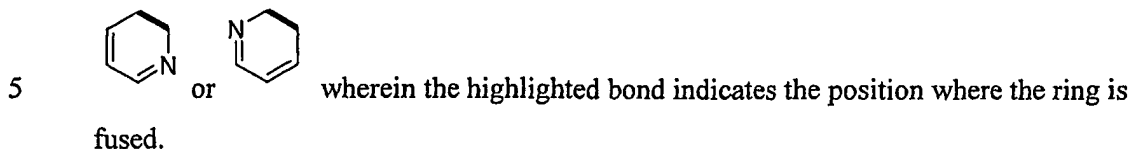
or when taken together, R_A and R_B form a fused 5 to 7 membered saturated ring, optionally containing one heteroatom selected from the group consisting of N and S, and unsubstituted or substituted by one or more R groups.

In certain embodiments (e.g., of Formula I), R_A and R_B are each independently selected from the group consisting of hydrogen, halogen, alkyl, alkenyl, alkoxy, alkylthio, and $-N(R_9)_2$.

In certain embodiments (e.g., of Formula I), R_A and R_B form a fused aryl or heteroaryl ring.

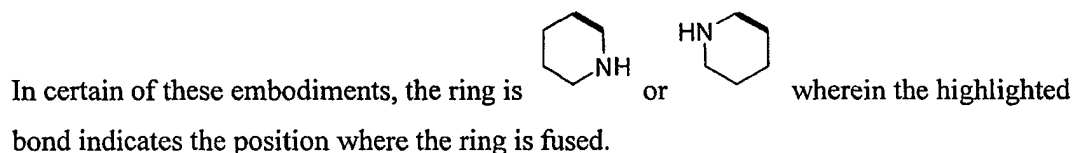
In certain embodiments (e.g., of Formula I), R_A and R_B form a fused aryl ring. In certain embodiments, the fused aryl ring is benzo.

In certain embodiments (e.g., of Formula I), R_A and R_B form a fused heteroaryl ring. In certain embodiments, the fused heteroaryl ring is pyrido or thieno. In certain embodiments, the fused heteroaryl ring is pyrido. In certain of these embodiments, the pyrido ring is



In certain embodiments (e.g., of Formula I), R_A and R_B form a fused 5 to 7 membered saturated ring. In certain embodiments, the ring is a cyclohexene ring.

10 In certain embodiments (e.g., of Formula I), R_A and R_B form a fused 5 to 7 membered saturated ring containing one heteroatom selected from the group consisting of N and S. In certain embodiments, the ring is tetrahydropyrido or dihydrothieno. In certain embodiments the heteroatom is N. In certain embodiments, the ring is tetrahydropyrido.



15 In certain embodiments (e.g., of Formula II), $R_{A'}$ and $R_{B'}$ are each independently selected from the group consisting of hydrogen, halogen, alkyl, alkenyl, alkoxy, alkylthio, and $-N(R_9)_2$.

In certain embodiments (e.g., of Formula II), $R_{A'}$ and $R_{B'}$ are independently hydrogen or alkyl.

20 In certain embodiments (e.g., of Formula II), $R_{A'}$ and $R_{B'}$ are both methyl.

In certain embodiments (e.g., of any one of Formulas IX through XII), R is selected from the group consisting of alkyl and haloalkyl.

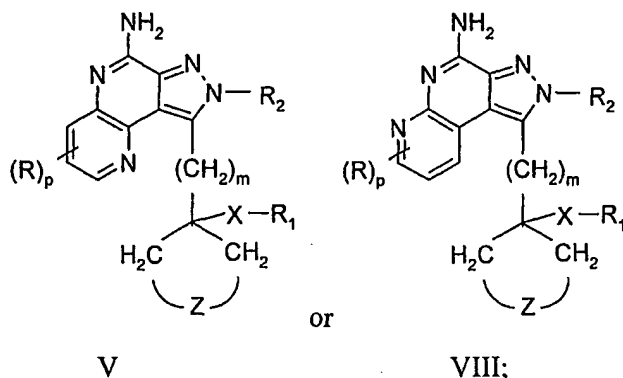
25 In certain embodiments (e.g., of any one of the above embodiments of Formulas I, III through VIII, XIII, and XIV where R is present), R is selected from the group consisting of alkyl, alkoxy, halogen, and hydroxy.

In certain embodiments (e.g., of any one of the above embodiments of Formulas I, III through VIII, XIII, and XIV where R is present), R is hydroxy.

In certain embodiments (e.g., of Formulas III or IV), n is 0.

In certain embodiments (e.g., of any one of Formulas V through XII), p is 0.

In certain embodiments, the compound or salt selected from the group consisting of Formulas V, VI, VII, and VIII is the compound of Formula V or Formula VIII:



5 or a pharmaceutically acceptable salt thereof.

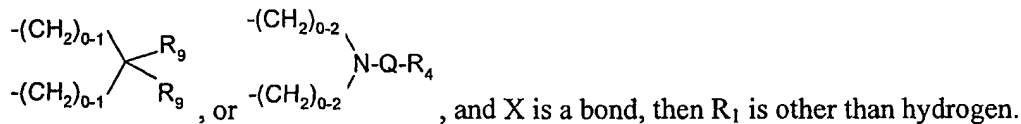
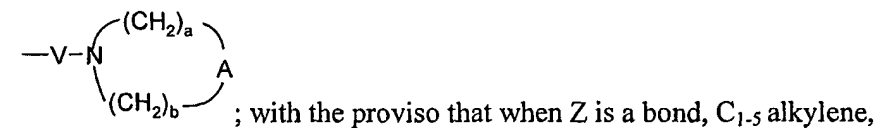
In certain embodiments (e.g., of any one of Formulas I through XIV), m is an integer from 1 to 5.

In certain embodiments, including any one of the above embodiments, m is an integer from 1 to 3. In certain embodiments, m is 1.

10 In certain embodiments (e.g., of any one of Formulas I through XIII), X is selected from the group consisting of a bond, -C₂₋₃ alkylene-, and -O-C₂₋₃ alkylene-.

In certain embodiments, including any one of the above embodiments, X is a bond.

In certain embodiments (e.g., of any one of Formulas I through XIII), R₁ is selected from the group consisting of hydrogen, hydroxy, fluorine, alkoxy, -N(R₉)₂,
 15 -NH-Q-R₄, -S(O)₀₋₂-alkyl, -S(O)₂-NH-R₉, -C(R₆)-N(R₈)-R₄, -O-C(R₆)-N(R₈)-R₄,
 -C(R₆)-O-alkyl, -O-C(R₆)-R₄, and

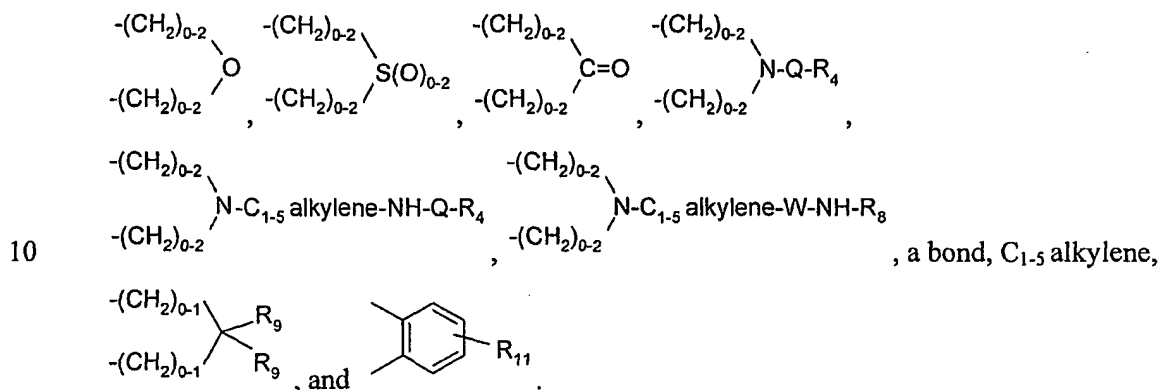


In certain embodiments, including any one of the above embodiments wherein R₁
 20 is present, R₁ is selected from the group consisting of hydroxy and methoxy.

In certain embodiments, including any one of the above embodiments wherein R₁ is present, R₁ is fluoro, except where R₁ is otherwise defined.

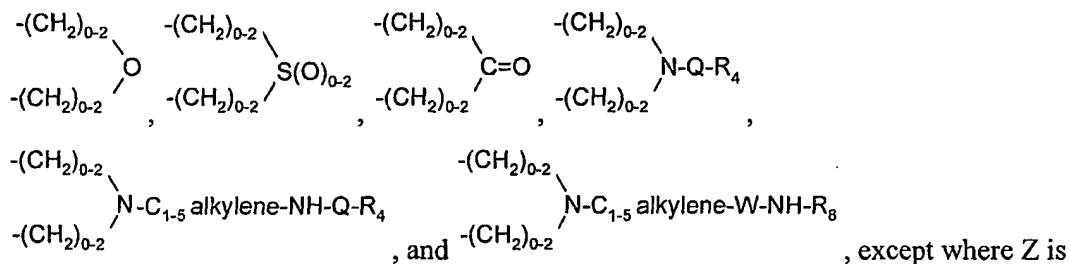
In certain embodiments, including any one of the above embodiments wherein R_1 is present, R_1 is selected from the group consisting of $-NH_2$, $-NH-Q-R_4$, $-C(O)-NH_2$, and $-C(O)-N(R_8)-R_4$, wherein Q is selected from the group consisting of $-C(O)-$, $-S(O)_2-$, $-C(O)-O-$, and $-C(O)-NH-$, R_8 is selected from the group consisting of hydrogen and alkyl, and R_4 is selected from the group consisting of alkyl and alkoxyalkylenyl, except where R_1 is otherwise defined.

In certain embodiments (e.g., of any one of Formulas I through XIV), Z is selected from the group consisting of:

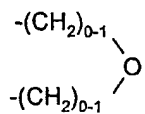


In certain embodiments, including any one of the above embodiments, Z is selected from the group consisting of a bond and C_{1-3} alkylene.

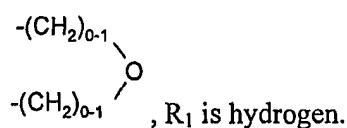
15 In certain embodiments, including any one of the above embodiments, Z is selected from the group consisting of:



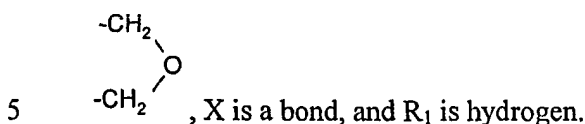
otherwise defined. In certain of these embodiments, Z is



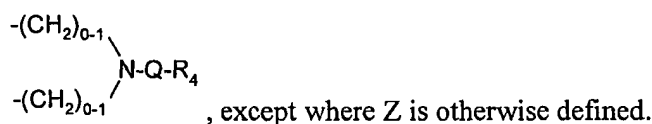
20 In certain embodiments, including any one of the above embodiments wherein X is a bond and Z is



In certain embodiments, including embodiments of Formula III wherein n is 0, and embodiments of Formulas V, VI, VII, or VIII wherein p is 0, and embodiments of Formulas IX, X, XI, or XII wherein p is 0, Z is



In certain embodiments, including any one of the above embodiments, Z is



In certain embodiments, including any one of the above embodiments wherein Q is present, Q is selected from the group consisting of $-\text{C}(\text{O})-$, $-\text{C}(\text{O})-\text{O}-$, $-\text{S}(\text{O})_2-$, and $-\text{C}(\text{R}_6)-\text{N}(\text{R}_8)-$.

10

In certain embodiments, including any one of the above embodiments wherein R_4 is present, R_4 is selected from the group consisting of alkyl, aryl, arylalkylene, heteroaryl, and heterocyclyl, wherein the aryl group can be unsubstituted or substituted by one or more substituents independently selected from the group consisting of acetyl amino, alkyl, alkoxy, cyano, and halogen.

15

In certain embodiments (e.g., of any one of Formulas I through XIV), R_2 is selected from the group consisting of hydrogen, alkyl, alkoxyalkylenyl, hydroxyalkylenyl, haloalkylenyl, and $\text{R}_4-\text{C}(\text{R}_6)-\text{O}-\text{C}_{1-4}$ alkylenyl.

In certain embodiments, including any one of the above embodiments, R_2 is selected from the group consisting of C_{1-4} alkyl, C_{1-4} alkyl- $\text{O}-\text{C}_{2-4}$ alkylenyl, and hydroxy C_{2-4} alkylenyl.

20

In certain embodiments, including any one of the above embodiments, R_2 is selected from the group consisting of methyl, ethyl, *n*-propyl, *n*-butyl, 2-methoxyethyl, and 2-hydroxyethyl.

For certain embodiments, R_4 is selected from the group consisting of hydrogen, alkyl, alkenyl, alkynyl, aryl, arylalkylenyl, aryloxyalkylenyl, alkylarylenyl, heteroaryl, heteroarylalkylenyl, heteroaryloxyalkylenyl, alkylheteroarylenyl, and heterocyclyl,

25

wherein the alkyl, alkenyl, alkynyl, aryl, arylalkylenyl, aryloxyalkylenyl, alkylarylenyl, heteroaryl, heteroarylalkylenyl, heteroaryloxyalkylenyl, alkylheteroarylenyl, and heterocyclyl groups can be unsubstituted or substituted by one or more substituents independently selected from the group consisting of alkyl, alkoxy, hydroxyalkyl, haloalkyl, haloalkoxy, halogen, nitro, hydroxy, mercapto, cyano, aryl, aryloxy, arylalkyleneoxy, heteroaryl, heteroaryloxy, heteroarylalkyleneoxy, heterocyclyl, amino, acetylamino, alkylamino, dialkylamino, (dialkylamino)alkyleneoxy, and in the case of alkyl, alkenyl, alkynyl, and heterocyclyl, oxo.

For certain embodiments, R_4 is selected from the group consisting of alkyl and alkoxyalkylenyl.

For certain embodiments, R_4 is selected from the group consisting of alkyl, aryl, arylalkylene, heteroaryl, and heterocyclyl, wherein the aryl group can be unsubstituted or substituted by one or more substituents independently selected from the group consisting of acetylamino, alkyl, alkoxy, cyano, and halogen.

For certain embodiments, R_6 is selected from the group consisting of =O and =S. In certain embodiments, R_6 is =O. In certain embodiments, R_6 is =S.

For certain embodiments, R_8 is selected from the group consisting of hydrogen, alkyl, alkoxyalkylenyl, and arylalkylenyl. In certain embodiments, R_8 is selected from the group consisting of hydrogen and alkyl. In certain embodiments, R_8 is hydrogen. In certain embodiments, R_8 is alkyl.

For certain embodiments, R_9 is selected from the group consisting of hydrogen and alkyl. In certain embodiments, R_9 is alkyl. In certain embodiments, R_9 is hydrogen.

For certain embodiments, R_{11} is selected from the group consisting of hydrogen, alkyl, halogen, and trifluoromethyl.

For certain embodiments, A is selected from the group consisting of -O-, -C(O)-, -S(O)₀₋₂-, -CH₂-, and -N(R₄)-. For certain embodiments, A is -O-.

For certain embodiments, Q is selected from the group consisting of a bond, -C(R₆)-, -C(R₆)-C(R₆)-, -S(O)₂-, -C(R₆)-N(R₈)-W-, -S(O)₂-N(R₈)-, -C(R₆)-O-, and -C(R₆)-N(OR₉)-. For certain embodiments, Q is selected from the group consisting of -C(O)-, -S(O)₂-, -C(O)-O-, and -C(O)-NH-. For certain embodiments, Q is selected from the group consisting of -C(O)-, -C(O)-O-, -S(O)₂-, and -C(R₆)-N(R₈)-. For certain embodiments, Q is a bond.

For certain embodiments, V is selected from the group consisting of $-C(R_6)-$, $-O-C(R_6)-$, $-N(R_8)-C(R_6)-$, and $-S(O)_2-$. In certain embodiments, V is $-C(R_6)-$. In certain embodiments, V is $-N(R_8)-C(R_6)-$.

For certain embodiments, W is selected from the group consisting of a bond,
5 $-C(O)-$, and $-S(O)_2-$. In certain embodiments, W is selected from the group consisting of a bond and $-C(O)-$. In certain embodiments, W is a bond.

For certain embodiments, a and b are independently integers from 1 to 6 with the proviso that $a + b \leq 7$. For certain embodiments, a and b are each the integer 2.

For certain embodiments, G_1 is selected from the group consisting of $-C(O)-R'$, α -aminoacyl, α -aminoacyl- α -aminoacyl, $-C(O)-O-R'$, $-C(O)-N(R'')R'$, $-C(=NY')-R'$,
10 $-CH(OH)-C(O)-OY'$, $-CH(OC_{1-4} \text{ alkyl})Y_0$, $-CH_2Y_2$, and $-CH(CH_3)Y_2$.

For certain embodiments, G_2 is selected from the group consisting of $-X_2-C(O)-R'$, α -aminoacyl, α -aminoacyl- α -aminoacyl, $-X_2-C(O)-O-R'$, $-C(O)-N(R'')R'$, and $-S(O)_2-R'$.

For certain embodiments, R' is selected from the group consisting of C_{1-10} alkyl,
15 C_{3-7} cycloalkyl, phenyl, and benzyl, each of which may be unsubstituted or substituted by one or more substituents independently selected from the group consisting of halogen, hydroxy, nitro, cyano, carboxy, C_{1-6} alkyl, C_{1-4} alkoxy, aryl, heteroaryl, aryl- C_{1-4} alkylenyl; heteroaryl- C_{1-4} alkylenyl, halo- C_{1-4} alkylenyl, halo- C_{1-4} alkoxy, $-O-C(O)-CH_3$, $-C(O)-O-CH_3$, $-C(O)-NH_2$, $-O-CH_2-C(O)-NH_2$, $-NH_2$, and $-S(O)_2-NH_2$.

For certain embodiments, R'' is selected from the group consisting of hydrogen,
20 C_{1-10} alkyl, C_{3-7} cycloalkyl, phenyl, and benzyl, each of which may be unsubstituted or substituted by one or more substituents independently selected from the group consisting of halogen, hydroxy, nitro, cyano, carboxy, C_{1-6} alkyl, C_{1-4} alkoxy, aryl, heteroaryl, aryl- C_{1-4} alkylenyl, heteroaryl- C_{1-4} alkylenyl, halo- C_{1-4} alkylenyl, halo- C_{1-4} alkoxy,
25 $-O-C(O)-CH_3$, $-C(O)-O-CH_3$, $-C(O)-NH_2$, $-O-CH_2-C(O)-NH_2$, $-NH_2$, and $-S(O)_2-NH_2$.

For certain embodiments, X_2 is selected from the group consisting of a bond; $-CH_2-O-$; $-CH(CH_3)-O-$; $-C(CH_3)_2-O-$; and, in the case of $-X_2-C(O)-O-R'$, $-CH_2-NH-$.

For certain embodiments, α -aminoacyl is an α -aminoacyl group derived from an amino acid selected from the group consisting of racemic, D-, and L-amino acids. For
30 certain of these embodiments, the amino acid is a naturally occurring amino acid.

For certain embodiments, Y' is selected from the group consisting of hydrogen, C_{1-6} alkyl, and benzyl.

For certain embodiments, Y_0 is selected from the group consisting of C_{1-6} alkyl, carboxy- C_{1-6} alkylenyl, amino- C_{1-4} alkylenyl, mono- N - C_{1-6} alkylamino- C_{1-4} alkylenyl, and di- N,N - C_{1-6} alkylamino- C_{1-4} alkylenyl.

5 For certain embodiments, Y_2 is selected from the group consisting of mono- N - C_{1-6} alkylamino, di- N,N - C_{1-6} alkylamino, morpholin-4-yl, piperidin-1-yl, pyrrolidin-1-yl, and 4- C_{1-4} alkylpiperazin-1-yl.

For certain embodiments, including any one of the above embodiments of Formula XIII, G_1 is selected from the group consisting of $-C(O)-R'$, α -aminoacyl, and $-C(O)-O-R'$. For certain of these embodiments, R' contains one to ten carbon atoms. For certain of
10 these embodiments, α -aminoacyl is an α - C_{2-11} aminoacyl group derived from an α -amino acid selected from the group consisting of racemic, D -, and L -amino acids containing a total of at least 2 carbon atoms and a total of up to 11 carbon atoms, and may also include one or more heteroatoms selected from the group consisting of O, S, and N.

For certain embodiments, including any one of the above embodiments of Formula
15 XIV, G_2 is selected from the group consisting of $-C(O)-R'$ and α -aminoacyl, wherein R' is C_{1-6} alkyl or phenyl which is unsubstituted or substituted by one or more substituents independently selected from the group consisting of halogen, hydroxy, nitro, cyano, carboxy, C_{1-6} alkyl, C_{1-4} alkoxy, aryl, heteroaryl, aryl- C_{1-4} alkylenyl, heteroaryl- C_{1-4} alkylenyl, halo- C_{1-4} alkylenyl, halo- C_{1-4} alkoxy, $-O-C(O)-CH_3$,
20 $-C(O)-O-CH_3$, $-C(O)-NH_2$, $-O-CH_2-C(O)-NH_2$, $-NH_2$, and $-S(O)_2-NH_2$.

For certain embodiments, including any one of the above embodiments of Formula XIV, G_2 is selected from the group consisting of α -amino- C_{2-5} alkanoyl, C_{2-6} alkanoyl, C_{1-6} alkoxy-carbonyl, and C_{1-6} alkyl-carbamoyl.

For certain embodiments, including any one of the above embodiments which
25 include an α -aminoacyl group, α -aminoacyl is an α -aminoacyl group derived from a naturally occurring α -amino acid selected from the group consisting of racemic, D -, and L -amino acids.

For certain embodiments, including any one of the above embodiments which
30 include an α -aminoacyl group, α -aminoacyl is an α -aminoacyl group derived from an α -amino acid found in proteins, wherein the amino acid is selected from the group consisting of racemic, D -, and L -amino acids.

In some embodiments, the present invention provides a pharmaceutical composition comprising a therapeutically effective amount of a compound or salt of any one of Formulas I, II, III, IV, V, VI, VII, VIII, IX, X, XI, XII, XIII, XIV, or any one of the above embodiments in combination with a pharmaceutically acceptable carrier.

5 In some embodiments, the present invention provides a method of inducing cytokine biosynthesis in an animal comprising administering an effective amount of a compound or salt of any one of Formulas I, II, III, IV, V, VI, VII, VIII, IX, X, XI, XII, XIII, XIV, or any one of the above embodiments or administering any one of the above pharmaceutical compositions to the animal. For certain of these embodiments, the
10 cytokine is selected from the group consisting of IFN- α , TNF- α , IL-6, IL-10, and IL-12. For certain of these embodiments, the cytokine is IFN- α or TNF- α .

In some embodiments, the present invention provides a method of treating a viral disease in an animal comprising administering a therapeutically effective amount of a compound or salt of any one of Formulas I, II, III, IV, V, VI, VII, VIII, IX, X, XI, XII,
15 XIII, XIV, or any one of the above embodiments or administering any one of the above pharmaceutical compositions to the animal.

In some embodiments, the present invention provides a method of treating a neoplastic disease in an animal comprising administering a therapeutically effective amount of a compound or salt of any one of Formulas I, II, III, IV, V, VI, VII, VIII, IX, X,
20 XI, XII, XIII, XIV, or any one of the above embodiments or administering any one of the above pharmaceutical compositions to the animal.

Preparation of the Compounds

25 Compounds of the invention may be synthesized by synthetic routes that include processes analogous to those well known in the chemical arts, particularly in light of the description contained herein. The starting materials are generally available from commercial sources such as Aldrich Chemicals (Milwaukee, Wisconsin, USA) or are readily prepared using methods well known to those skilled in the art (e.g. prepared by methods generally described in Louis F. Fieser and Mary Fieser, *Reagents for Organic*
30 *Synthesis*, v. 1-19, Wiley, New York, (1967-1999 ed.); Alan R. Katritzky, Otto Meth-Cohn, Charles W. Rees, *Comprehensive Organic Functional Group Transformations*, v 1-6, Pergamon Press, Oxford, England, (1995); Barry M. Trost and Ian Fleming,

Comprehensive Organic Synthesis, v. 1-8, Pergamon Press, Oxford, England, (1991); or *Beilsteins Handbuch der organischen Chemie*, 4, Aufl. Ed. Springer-Verlag, Berlin, Germany, including supplements (also available via the Beilstein online database)).

5 For illustrative purposes, the reaction schemes depicted below provide potential routes for synthesizing the compounds of the present invention as well as key intermediates. For more detailed description of the individual reaction steps, see the EXAMPLES section below. Those skilled in the art will appreciate that other synthetic routes may be used to synthesize the compounds of the invention. Although specific starting materials and reagents are depicted in the reaction schemes and discussed below,
10 other starting materials and reagents can be easily substituted to provide a variety of derivatives and/or reaction conditions. In addition, many of the compounds prepared by the methods described below can be further modified in light of this disclosure using conventional methods well known to those skilled in the art.

15 In the preparation of compounds of the invention it may sometimes be necessary to protect a particular functionality while reacting other functional groups on an intermediate. The need for such protection will vary depending on the nature of the particular functional group and the conditions of the reaction step. Suitable amino protecting groups include acetyl, trifluoroacetyl, *tert*-butoxycarbonyl (Boc), benzyloxycarbonyl, and 9-fluorenylmethoxycarbonyl (Fmoc). Suitable hydroxy protecting groups include acetyl and
20 silyl groups such as the *tert*-butyl dimethylsilyl group. For a general description of protecting groups and their use, see T. W. Greene and P. G. M. Wuts, *Protective Groups in Organic Synthesis*, John Wiley & Sons, New York, USA, 1991.

25 Conventional methods and techniques of separation and purification can be used to isolate compounds of the invention, as well as various intermediates related thereto. Such techniques may include, for example, all types of chromatography (high performance liquid chromatography (HPLC), column chromatography using common absorbents such as silica gel, and thin layer chromatography, recrystallization, and differential (i.e., liquid-liquid) extraction techniques.

30 For some embodiments, compounds of the invention can be prepared according to Reaction Scheme I, where R, R₂, Z, n and m are as defined above and Boc is *tert*-butoxycarbonyl.

In step (1) of Reaction Scheme I, an indole of Formula XX is acylated to provide an oxalated indole of Formula XXI. The reaction can be carried out by adding ethyl chlorooxoacetate to a solution of an indole of Formula XX in a suitable solvent such as diethyl ether in the presence of pyridine. The reaction can be carried out at a sub-ambient
5 temperature such as 0 °C. Many indoles of Formula XX are known. Some are commercially available and others can be readily prepared using known synthetic methods.

In step (2) of Reaction Scheme I, an oxalated indole of Formula XXI is rearranged to a pyrazolo[3,4-*c*]quinolin-4-one of Formula XXII. The reaction can be carried out by
10 adding a hydrazine of Formula R₂NHNH₂ to a solution of an oxalated indole of Formula XXI in a solvent or solvent mix such as ethanol/acetic acid in the presence of hydrochloric acid. The reaction can be carried out at an elevated temperature such as at reflux.

If step (2) is carried out using hydrazine, the resulting pyrazolo[3,4-*c*]quinolin-4-one of Formula XXII where R₂ is hydrogen can be further elaborated using known
15 synthetic methods. For example, a pyrazolo[3,4-*c*]quinolin-4-one of Formula XXII where R₂ is hydrogen can be alkylated. The alkylation is conveniently carried out by treating a solution of a pyrazolo[3,4-*c*]quinolin-4-one of Formula XXII, where R₂ is hydrogen, with a base such as sodium ethoxide followed by the addition of an alkyl halide. The reaction can be run in a suitable solvent such as ethanol and can be carried out at an elevated
20 temperature, for example, the reflux temperature of the solvent, or at ambient temperature. Alternatively, a pyrazolo[3,4-*c*]quinolin-4-one of Formula XXII where R₂ is hydrogen can undergo a Buchwald amination with an aryl halide or heteroaryl halide. Numerous alkyl halides, aryl halides, and heteroaryl halides are commercially available; others can be prepared using known synthetic methods.

In step (3) of Reaction Scheme I, a pyrazolo[3,4-*c*]quinolin-4-one of Formula XXII
25 is chlorinated to provide a 4-chloropyrazolo[3,4-*c*]quinoline of Formula XXIII. The reaction can be carried out by combining a pyrazolo[3,4-*c*]quinolin-4-one of Formula XXII with phosphorous oxychloride and heating.

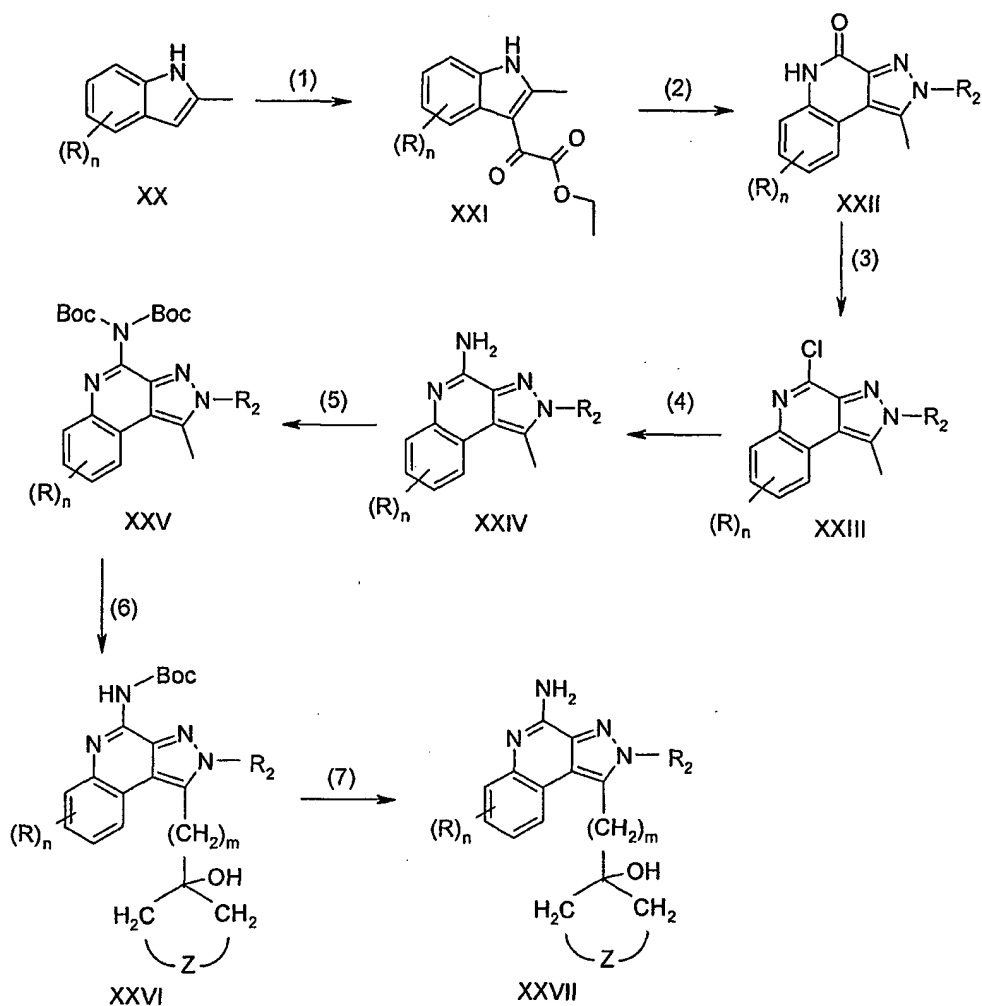
In step (4) of Reaction Scheme I, the chloro group of a 4-chloropyrazolo[3,4-*c*]quinoline of Formula XXIII is displaced to provide a pyrazolo[3,4-*c*]quinolin-4-amine of
30 Formula XXIV. The reaction can be carried out by combining a compound of Formula XXIII with a solution of ammonia in methanol and heating the mixture in a sealed reactor.

In step (5) of Reaction Scheme I, the amino group of a pyrazolo[3,4-*c*]quinolin-4-amine of Formula XXIV is protected with two Boc groups using conventional methods.

In step (6) of Reaction Scheme I, a compound of Formula XXV undergoes a lithiation-substitution reaction to provide a compound of Formula XXVI, which is a subgenus of Formula XIII. The reaction can be carried out by treating a compound of Formula XXV with *tert*-butyllithium and subsequently adding a cyclic ketone. Other organolithium reagents may be used. The reaction can be carried out below room temperature in a suitable solvent such as diethyl ether, THF, or *tert*-butyl methyl ether. Conveniently, the reaction can be carried out at -78 °C. Numerous cyclic ketones useful in this transformation are commercially available, such as cyclohexanone, cyclopentanone, tetrahydro-4*H*-pyran-4-one, and 1-Boc-4-piperidone. Others can be made by known methods.

In step (7) of Reaction Scheme I, a Boc protected pyrazolo[3,4-*c*]quinolin-4-amine of Formula XXVI undergoes acid mediated cleavage to remove the Boc group to provide a compound of Formula XXVII which is a subgenus of Formulas I and III.

Reaction Scheme I

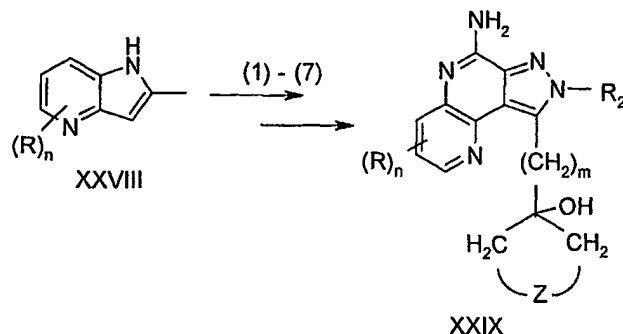


5 For some embodiments, compounds of the invention can be prepared according to Reaction Scheme II, where R, R₂, Z, n and m are as defined above.

In Reaction Scheme II, compounds of Formula XXIX are prepared from 7-azaindoles of Formula XXVIII using the methods of steps (1) through (7) of Reaction Scheme I.

10

Reaction Scheme II



5 For some embodiments, compounds of the invention can also be prepared according to Reaction Scheme III, where R_1 , R_2 , X , Z , and m are as defined above, and R_{A2} and R_{B2} taken together form a fused benzene ring or fused pyridine ring wherein the benzene ring or pyridine ring is unsubstituted or substituted by one or more R groups.

10 In step (1) of Reaction Scheme III, a ketone of Formula XXX is condensed with diethyl oxalate under Claisen condensation conditions to provide a ketoester of Formula XXXI. The reaction can be carried out by adding sodium *tert*-butoxide to a solution of diethyl oxalate and the ketone of Formula XXX in ethanol at ambient temperature.

15 In step (2) of Reaction Scheme III, a ketoester of Formula XXXI reacts with a hydrazine of Formula R_2NHNH_2 to provide a pyrazole carboxylate of Formula XXXII. The reaction is conveniently carried out by slowly adding the hydrazine to a solution of a compound of Formula XXXI in a suitable solvent such as acetic acid. The reaction can be carried out at ambient temperature.

20 In step (3) of Reaction Scheme III, the ester group of a pyrazole carboxylate of Formula XXXII is converted to an amide. The amination can be carried out by adding ammonium hydroxide to the pyrazole carboxylate of Formula XXXII in a suitable solvent such as methanol and heating at an elevated temperature such as 100 °C. The reaction can be carried out in a pressure vessel.

25 Alternatively, step (3) can be carried out by first hydrolyzing a pyrazole carboxylate of Formula XXXII to a carboxylic acid and then converting the carboxylic acid to an amide. The ester hydrolysis can be carried out under basic conditions by combining a pyrazole carboxylate of Formula XXXII with lithium hydroxide or sodium

hydroxide in water and in a suitable solvent such as methanol or ethanol. The reaction can be carried out at ambient temperature, and the carboxylic acid product can be isolated using conventional methods. The conversion of the carboxylic acid to a pyrazole carboxamide of Formula XXXIII can be carried out by first treating the carboxylic acid
5 with oxalyl chloride at ambient temperature in a suitable solvent such as dichloromethane to generate an acid chloride, which can then be treated with ammonium hydroxide at a sub-ambient temperature such as 0 °C. Alternatively, the conversion of the carboxylic acid to a pyrazole carboxamide of Formula XXXIII can be carried out under coupling conditions by adding 1-hydroxybenzotriazole and 1-(3-dimethylaminopropyl)-3-ethylcarbodiimide hydrochloride to a solution of the carboxylic acid in a suitable solvent
10 such as *N,N*-dimethylformamide (DMF) at ambient temperature and then adding concentrated ammonium hydroxide.

In step (4) of Reaction Scheme III, a pyrazole carboxamide of Formula XXXIII is dehydrated to a pyrazole carbonitrile of Formula XXXIV. Suitable dehydrating agents
15 include thionyl chloride, trifluoroacetic anhydride, and phosphorous oxychloride. The reaction is conveniently carried out by treating the pyrazole carboxamide of Formula XXXIII with phosphorous oxychloride and heating the reaction at an elevated temperature such as 90 °C. The reaction can also be carried out by combining the pyrazole carboxamide of Formula XXXIII with trifluoroacetic anhydride in the presence of a base
20 such as triethylamine and in a suitable solvent such as dichloromethane. The reaction can be carried out at ambient temperature or at a sub-ambient temperature such as 0 °C.

In step (5) of Reaction Scheme III, a pyrazole carbonitrile of Formula XXXIV is brominated to provide a bromo-substituted pyrazole carbonitrile of Formula XXXV. The bromination is conveniently carried out by adding bromine to a solution of the pyrazole
25 carbonitrile of Formula XXXIV and potassium acetate in acetic acid. The reaction can be carried out at ambient temperature.

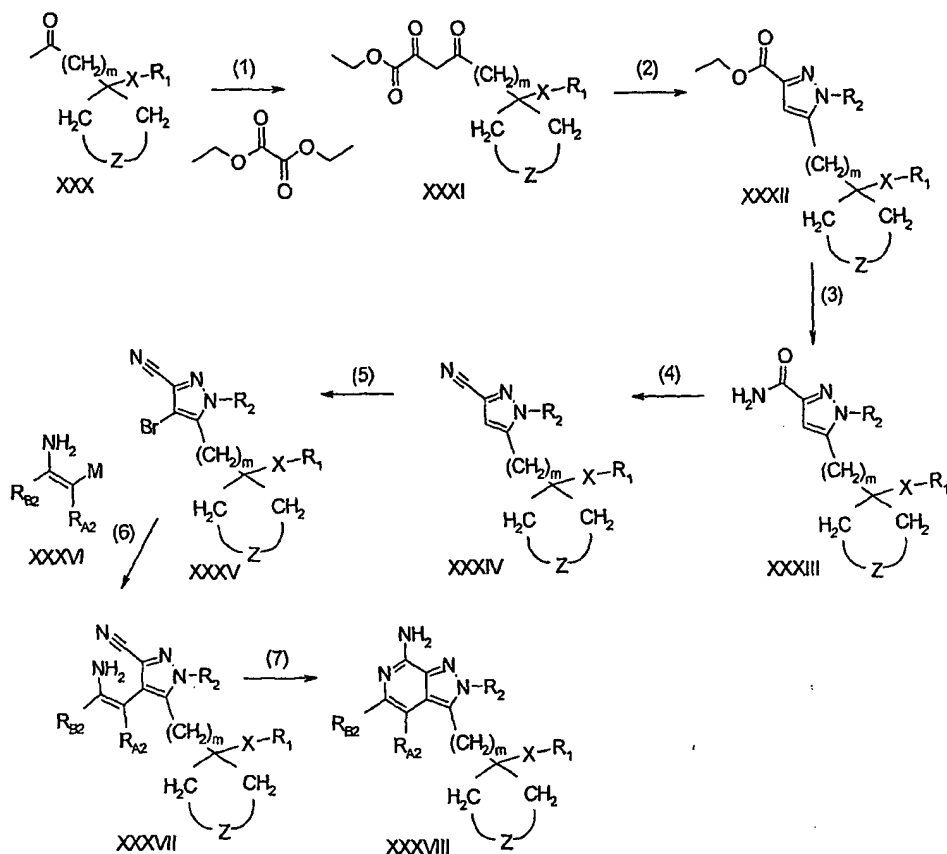
In step (6) of Reaction Scheme III, a bromo-substituted pyrazole of Formula XXXV undergoes a transition-metal catalyzed cross coupling reaction with a reagent of Formula XXXVI. Reagents of Formula XXXVI, where M is, for example,
30 -B(OH)₂, -B(O-alkyl)₂, -Sn(alkyl)₃, and -Zn-Halide, are known to undergo coupling reactions. Several reagents of Formula XXXVI or their protected analogs are commercially available, for example, including 2-aminophenylboronic acid, 2-

aminophenylboronic acid hydrochloride, and (2,2-dimethyl-*N*-[3-(4,4,5,5-tetramethyl-1,3,2-dioxaborolan-2-yl)pyridin-4-yl]propanamide; others can be prepared using known synthetic methods. For example, *tert*-butoxycarbonyl (Boc)-protected anilines undergo directed ortho metalation in the presence of butyllithium reagents. The resulting
5 organolithium intermediate reacts with electrophiles such as $B(O\text{-alkyl})_3$ and $ClSn(\text{alkyl})_3$ to provide compounds of Formula XXXVI, where M is $-B(O\text{-alkyl})_2$ or $-B(OH)_2$ and $-Sn(\text{alkyl})_3$, respectively, after removal of the Boc protecting group.

In step (6), a Suzuki coupling reaction is conveniently carried out by heating a mixture of the bromo-substituted pyrazole of Formula XXX,
10 dichlorobis(triphenylphosphine)palladium(II) and a boron reagent of Formula XXXVI, where M is $-B(OH)_2$ or $-B(O\text{-alkyl})_2$, in the presence of a base such as potassium carbonate. The reaction is carried out in a suitable solvent such as 1,2-dimethoxyethane and can be heated at an elevated temperature such as 75 - 95 °C.

In step (7) of Reaction Scheme III, the amine and nitrile functionalities of a
15 pyrazole of Formula XXXVII react under acidic conditions to form a pyrazolo[3,4-*c*]quinoline or pyrazolo[3,4-*c*]naphthyridine of Formula XXXVIII. The intramolecular addition is conveniently carried out by stirring acetyl chloride in ethanol and adding the resulting acidic solution to the pyrazole of Formula XXXVIII. The reaction is then heated at reflux to provide the pyrazolo[3,4-*c*]quinoline or pyrazolo[3,4-*c*]naphthyridine of
20 Formula XXXVIII.

Reaction Scheme III



5 In some embodiments, compounds of the invention can be prepared according to Reaction Scheme IV where R_1 , R_2 , X , Z , and m are as defined above and R_{A1} and R_{B1} are as defined below.

10 In step (1) of Reaction Scheme IV, a bromo-substituted pyrazole carbonitrile of Formula XXXV undergoes a Sonogashira coupling reaction with (trimethylsilyl)acetylene to provide a pyrazole carbonitrile of Formula XXXIX. The reaction can be carried out according to the literature procedure, Sonogashira, K.; Tohda, Y.; Hagihara, N., *Tetrahedron Lett.*, 4467 (1975).

15 Alternatively, the iodo analog may be used as a starting material for Reaction Scheme IV. The iodo analog can be prepared from a pyrazole carbonitrile of Formula XXIV, shown in Reaction Scheme III. The iodination can be carried out by treating a pyrazole carbonitrile of Formula XXXIV with iodine monochloride in a suitable solvent

such as dichloromethane in the presence of a base such as potassium carbonate. The reaction can be carried out at ambient temperature.

In step (2) of Reaction Scheme IV, the trimethylsilyl group of the pyrazole of Formula XXXIX is removed to provide the pyrazole of Formula XL. Potassium carbonate in methanol or tetrabutylammonium fluoride in tetrahydrofuran can be used to carry out the transformation.

In step (3) of Reaction Scheme IV, the acetylene of the pyrazole of Formula XL is alkylated using conventional synthetic methods, Jacobs, T. L. in *Organic Reactions*, 5, 1, (1949), to provide a pyrazole of Formula XLI. The reaction can be carried out by deprotonation of the compound of Formula XL with a base and reaction of the resulting carbanion with an electrophile of Formula R_{B1} -Halide, for example, iodomethane. Step (3) can be omitted when R_{B1} is hydrogen.

For some embodiments, steps (1) through (3) of Reaction Scheme IV may be replaced with one step from the iodo analog using a Sonogashira coupling reaction. The coupling can be carried out by combining an alkyne of Formula R_{B1} -C≡C-H, copper(I) iodide, dichlorobis(triphenylphosphine)palladium(II), and triethylamine in a suitable solvent such as acetonitrile and then heating at an elevated temperature, such as the reflux temperature of the solvent.

In step (4) of Reaction Scheme IV, a pyrazole of Formula XLI reacts with ammonia to provide a pyrazolo[3,4-*c*]pyridin-4-amine of Formula XLII. The reaction can be carried out by adding a solution of ammonia in methanol to the pyrazole of Formula XLI and heating at an elevated temperature, such as 150 °C. The reaction may be carried out in a pressure vessel.

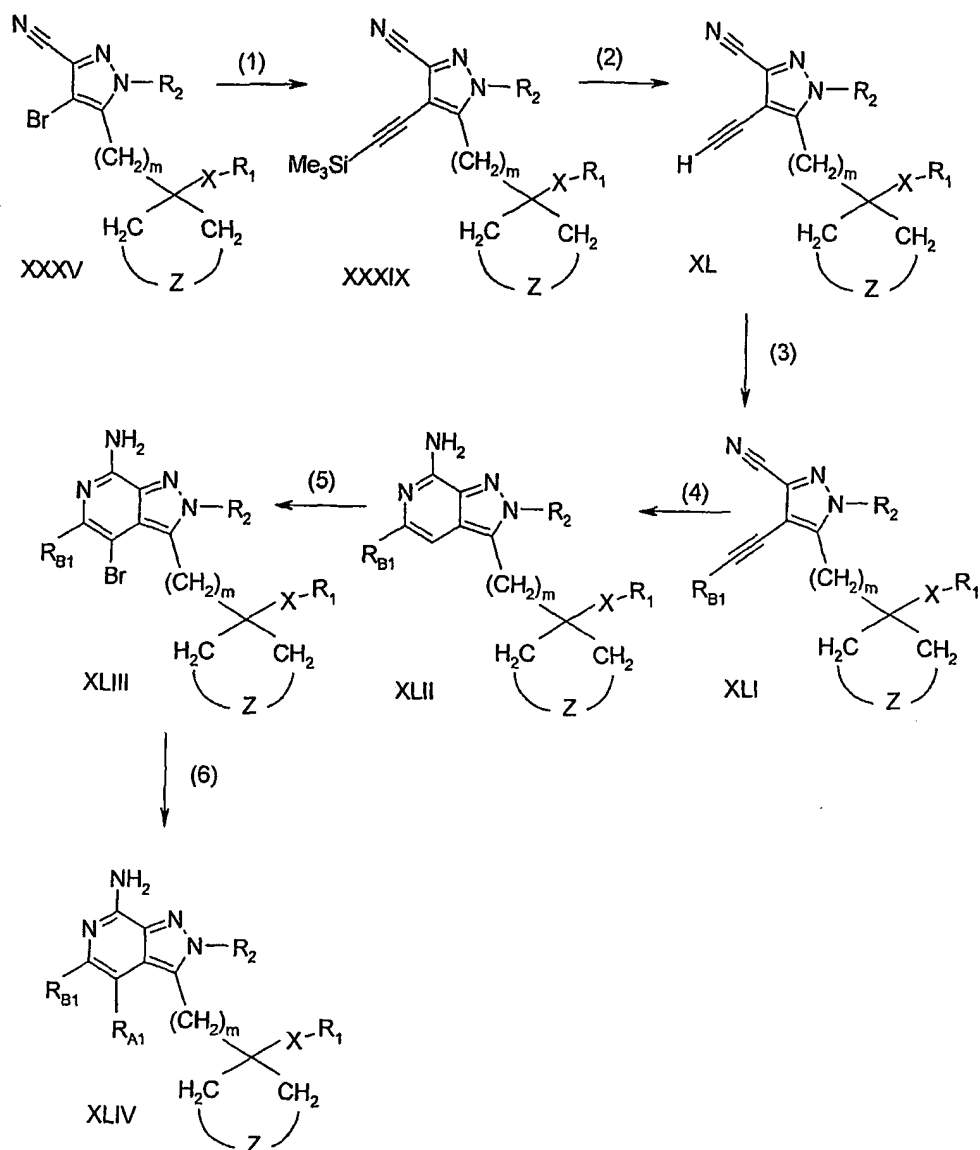
Steps (5) and (6) may be carried out to provide a compound of Formula XLIV in which R_{A1} is other than hydrogen. In step (5) of Reaction Scheme IV, a pyrazolo[3,4-*c*]pyridin-4-amine of Formula XLII is brominated under conventional bromination conditions to provide a bromo-substituted pyrazolo[3,4-*c*]pyridine-4-amine of Formula XLIII. The reaction can be carried out as described in step (5) of Reaction Scheme III.

In step (6) of Reaction Scheme IV, a bromo-substituted pyrazolo[3,4-*c*]pyridin-4-amine of Formula XLIII undergoes a transition metal catalyzed coupling reaction with a reagent of Formula R_{A1} -M, where R_{A1} is alkenyl, alkoxy, and -N(R_9)₂ to provide a pyrazolo[3,4-*c*]pyridine-4-amine of Formula XLIV. Reagents of Formula R_{A1} -M, where

M is, for example, $-B(OH)_2$, $-B(O-alkyl)_2$, $-Sn(alkyl)_3$, and $-Zn-Halide$, are known to undergo coupling reactions. The transformation can be carried out by first protecting the amino group of the compound of Formula XLIII, treating the protected compound with a reagent of Formula $R_{A1}-M$ in the presence of a transition metal catalyst using conditions described in step (6) of Reaction Scheme III, and deprotecting the amine to provide the pyrazolo[3,4-*c*]pyridin-4-amine of Formula XLIV, which is a subgenus of Formula II. Alternatively, step (6) can be carried out by coupling a compound of Formula XLIII with an alkyne under Sonogashira conditions as described in step (1) of this reaction scheme. The resulting alkyne can be reduced under conventional hydrogenation conditions to provide a compound of Formula XLIV, where R_{A1} is alkenyl or alkyl. Step (6) may also be carried out by (i) protecting the amino group of the compound of Formula XLIII, for example, with a Boc group; (ii) performing a lithium-halogen exchange; (iii) treating with an electrophile of the Formula $R_{A1}-Halide$, for example iodomethane; and (iv) deprotecting the amine to provide a compound of Formula XLIV.

15

Reaction Scheme IV



5

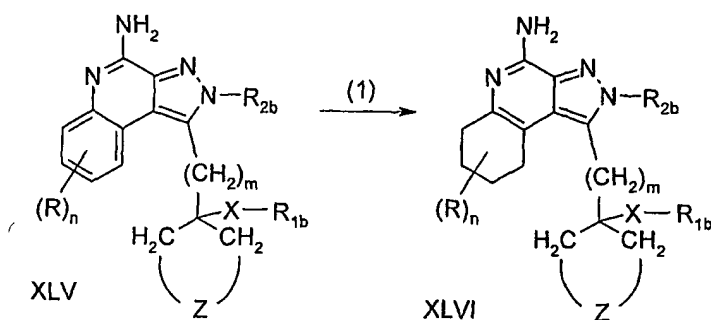
For some embodiments, compounds of the invention can be prepared according to Reaction Scheme V, where R_{1b} and R_{2b} are subsets of R₁ and R₂ as defined above that do not include those substituents which would be susceptible to reduction under the acidic hydrogenation conditions of the reaction and R, X, Z, and n are as defined above.

In Reaction Scheme V, a pyrazolo[3,4-*c*]quinoline of Formula XLV is reduced to provide a 6,7,8,9-tetrahydro-2*H*-pyrazolo[3,4-*c*]quinoline of Formula XLVI, which is a subgenus of Formula IV. The reaction may be carried out under heterogeneous hydrogenation conditions by adding platinum (IV) oxide to a solution or suspension of a pyrazolo[3,4-*c*]quinoline of Formula XLV in a suitable solvent such as trifluoroacetic acid and placing the reaction under hydrogen pressure.

Alternatively, the reduction may be carried out at an earlier stage in the synthetic pathway.

10

Reaction Scheme V



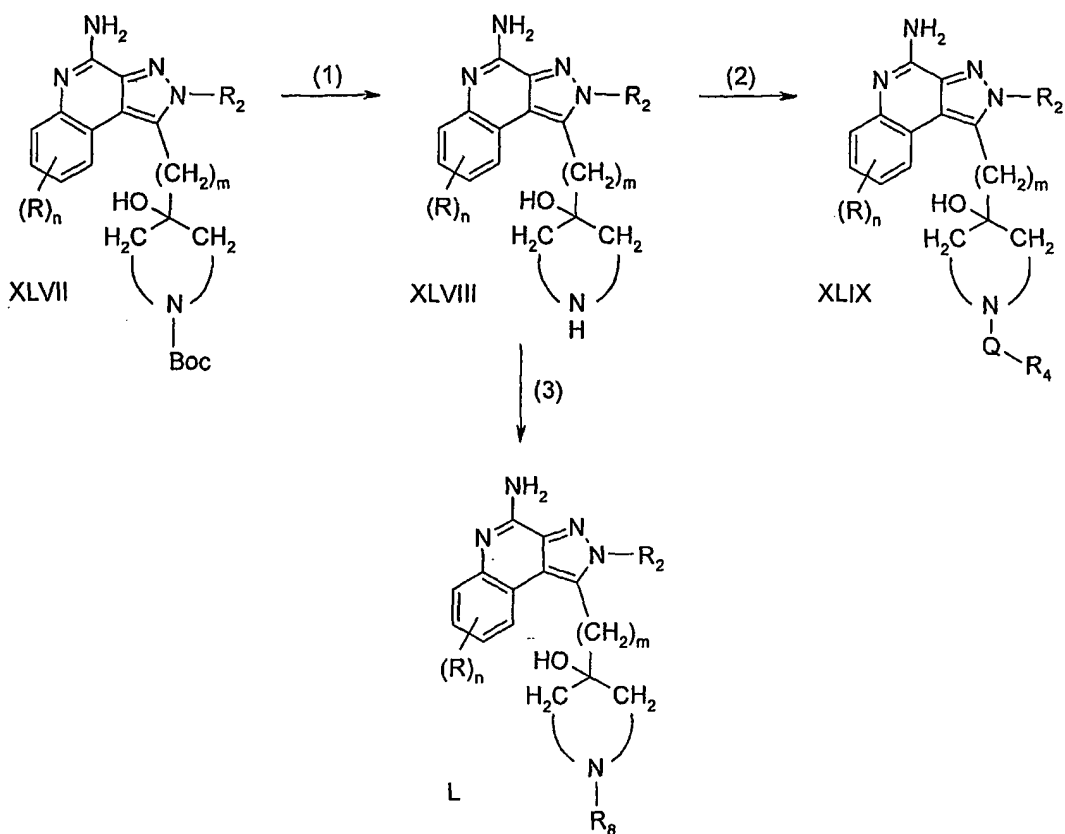
Pyrazolo[3,4-*c*]naphthyridines of the invention can be prepared by using an azaindoles as the starting material in Reaction Scheme I. Azaindoles are known compounds. Some are commercially available and others can be prepared using known synthetic methods. Alternatively, pyrazolo[3,4-*c*]naphthyridines of the invention can be prepared by using an aminopyridine boronic acid in Reaction Scheme III. Aminopyridine boronic acids can be prepared using known methods, for example, by directed ortho metalation of Boc-protected aminopyridines and subsequent electrophilic substitution. Alternatively, for some isomers, halogen-lithium exchange and subsequent electrophilic substitution can be used. For example, halogen-lithium exchange can be carried out on a 2-bromopyridine that has a protected amino group in the 3-position; subsequent electrophilic substitution with tributyltin chloride and deprotection of the amino group provides 3-amino-2-tri-*n*-butylstannylpyridine.

6,7,8,9-Tetrahydro-2*H*-pyrazolo[3,4-*c*]naphthyridines can be prepared by reducing pyrazolo[3,4-*c*]naphthyridines using the method of Reaction Scheme V.

For some embodiments, compounds can be further elaborated using conventional synthetic methods. For example, as shown in Scheme VI, a compound of Formula XLVII, can undergo acid mediated cleavage of the Boc group in step (1) to give a secondary
5 amine that can be functionalized in step (2) with an acid chloride of Formula $R_4C(O)Cl$, an acid anhydride of Formula $(R_4C(O))_2O$, an alkyl chloroformate of Formula $R_4OC(O)Cl$, a sulfonyl chloride of Formula $R_4S(O)_2Cl$, a sulfonic anhydride of Formula $(R_4S(O)_2)_2O$, an isocyanate of formula R_4NCO , or an isothiocyanate of formula R_4NCS to provide a compound of Formula XLIX where R_4 is defined as above and Q is $-C(O)-$, $-C(O)O-$,
10 $-S(O)_2-$, $-C(O)NH-$, or $-C(S)NH-$. Numerous acid chlorides, alkyl chloroformates, sulfonyl chlorides, sulfonic anhydrides, isocyanates, and isothiocyanates are commercially available; others can be prepared readily using known synthetic methods. The reaction can be conveniently carried out by adding the acid chloride, alkyl chloroformate, sulfonyl chloride, sulfonic anhydride, isocyanate, or isothiocyanate to a solution or suspension of
15 an amine of Formula XLVIII, in a suitable solvent such as chloroform. The reaction can be carried out at ambient temperature.

In addition, a compound of Formula XLVIII in Reaction Scheme VI can undergo alkylation of the secondary amine. In step (3) the compound of Formula XLVIII may be reacted with aldehydes, alkyl halides or triflates to provide a compound Formula L in
20 which R_8 is defined as above. For example, treatment of a compound of Formula XLVIII with aqueous formaldehyde and a reducing agent such as sodium cyanoborohydride in an appropriate solvent such as methanol yields a compound of Formula L, where R_8 is a methyl group.

Reaction Scheme VI



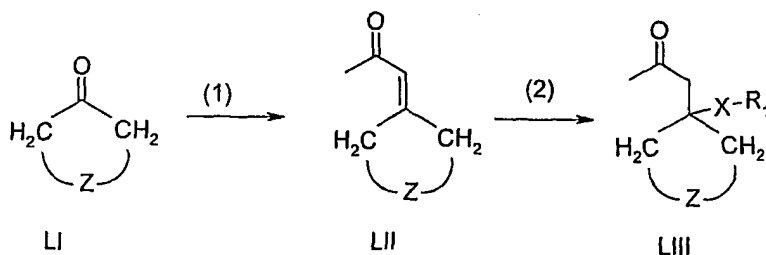
5 Intermediates of Formula LIII can be prepared according to Reaction Scheme VII, where R_1 , X, and Z are as defined above.

In step (1) of Reaction Scheme VII, a ketone of the Formula LI is reacted with diethyl (2-oxopropyl)phosphonate to provide an olefin of Formula LII. The reaction can be carried out by adding a ketone of Formula LI and diethyl (2-oxopropyl)phosphonate to a solution of a base, such as potassium hydroxide, in a suitable solvent or solvent mix such as ethanol and water. The reaction can be carried out at a sub-ambient temperature such as 0 °C.

15 In step (2) of Reaction Scheme VII, an olefin of Formula LII is derivatized using conventional methods. A compound of Formula LII where X is a bond and R_1 is hydrogen can be prepared by reducing the olefin using conventional heterogeneous hydrogenation conditions. Also, a compound of Formula LII can be treated with pivalonitrile in the

presence of titanium tetrachloride; the resulting nitrile-substituted compound can be converted by convention methods to a compound of Formula LIII where X is a bond and R₁ is -C(O)-NH₂. A compound of Formula LII can also be treated with ammonium hydroxide followed by di-*tert*-butyl dicarbonate to provide a compound of Formula LIII where X is a bond and R₁ is -NHBoc, which can be deprotected and treated according to the methods of Reaction Scheme VI to provide a variety of other compounds.

Reaction Scheme VII



10

For some embodiments, compounds of the invention can be prepared according to Reaction Scheme VIII, where R_{A2}, R_{B2}, R₂, and Z are as defined above.

In step (1) of Reaction Scheme VIII, an olefin of Formula LII is condensed with diethyl oxalate to provide a ketoester of Formula LIV. The reaction can be carried out as described in step (1) of Reaction Scheme III.

15

In step (2) of Reaction Scheme VIII, a ketoester of Formula LIV reacts with a hydrazine of Formula R₂NHNH₂ to provide a pyrazole carboxylate of Formula LV. The reaction can be carried out as described in step (2) of Reaction Scheme III.

In step (3) of Reaction Scheme VIII, a pyrazole carboxylate of Formula LV is converted to a pyrazole carboxamide of Formula LVI. The reaction can be carried out as described in step (3) of Reaction Scheme III.

20

In step (4) of Reaction Scheme VIII, the olefinic bond in a compound of Formula LVI is oxidized to provide an epoxide of Formula LVII. The reaction can be carried out by treating a suspension of a compound of Formula LVI in a suitable solvent such as chloroform with 3-chloroperoxybenzoic acid. The reaction can be carried out at ambient temperature.

25

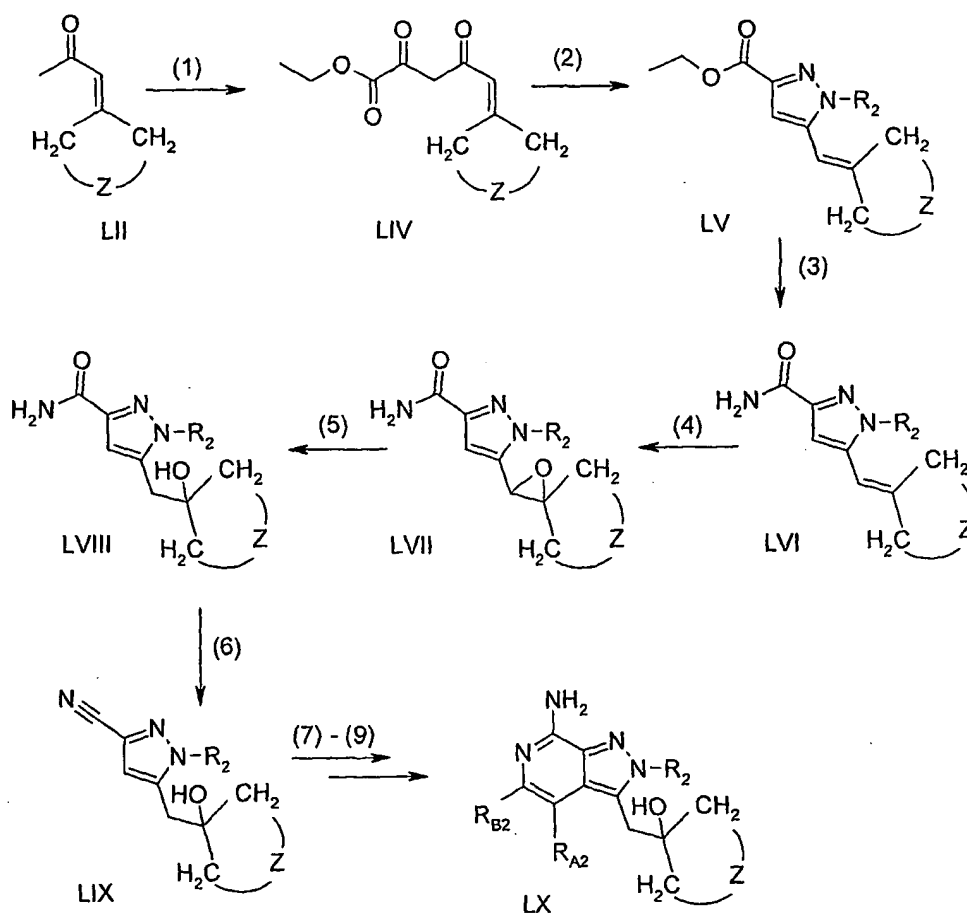
In step (5) of Reaction Scheme VIII, the epoxide ring in a compound of Formula LVII is cleaved to provide a hydroxy substituted pyrazole carboxamide of Formula LVIII.

The reaction can be carried out by treating a solution of a compound of Formula LVII in a suitable solvent such as ethanol with palladium on carbon and ammonium formate. The reaction can be carried out at ambient temperature.

In step (6) of Reaction Scheme VIII, a pyrazole carboxamide of Formula LVIII is dehydrated to a pyrazole carbonitrile of Formula LIX. The reaction can be carried out as described in step (4) of Reaction Scheme III.

In steps (7) through (9) of Reaction Scheme VIII, a pyrazole carbonitrile of Formula LIX is converted to a pyrazolo[3,4-*c*]quinoline or pyrazolo[3,4-*c*]naphthyridine of Formula LX. The conversion can be carried out using the methods described in steps (5) through (7) of Reaction Scheme III.

Reaction Scheme VIII

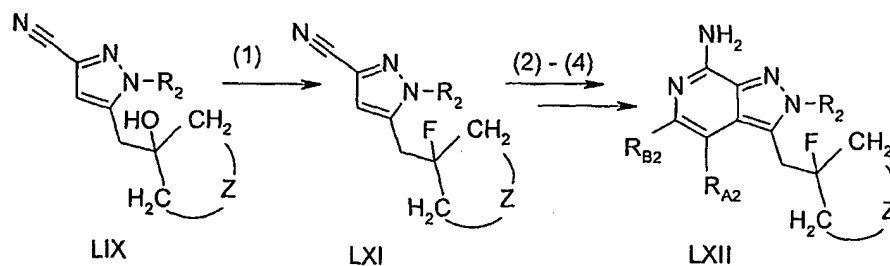


For some embodiments, compounds of the invention can be prepared according to Reaction Scheme IX, where R_{A2} , R_{B2} , R_2 , and Z are as defined above.

In step (1) of Reaction Scheme IX, the hydroxy group in a pyrazolo carbonitrile of Formula LIX is replaced with a fluoro group to provide a pyrazolo carbonitrile of Formula LXI. The reaction can be carried out by treating a solution of a compound of Formula LIX in a suitable solvent such as dichloromethane with [bis(2-methoxyethyl)amino]sulfur trifluoride. The trifluoride is added in a controlled fashion at a sub-ambient temperature such as 0 °C.

In steps (2) through (4) of Reaction Scheme IX, a pyrazolo carbonitrile of Formula LXI is converted to a pyrazolo[3,4-*c*]quinoline or pyrazolo[3,4-*c*]naphthyridine of Formula LXII. The conversion can be carried out using the methods described in steps (5) through (7) of Reaction Scheme III.

Reaction Scheme IX

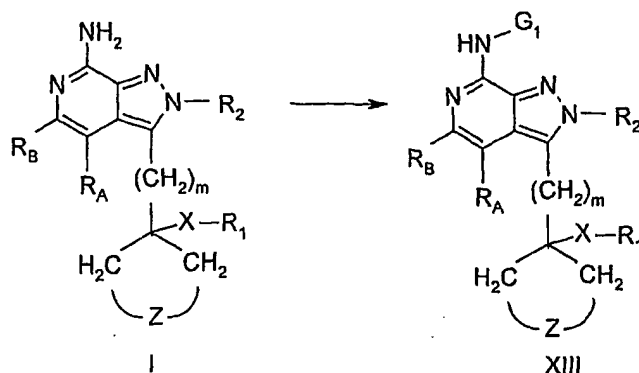


Compounds of the invention can also be prepared using variations of the routes shown in Reaction Schemes I through IX that would be apparent to one of skill in the art. For example, a compound of Formula LII wherein Z is $-N(\text{Boc})-$ can be readily prepared from 1-Boc-4-piperidinone according to the method of step (1) of Reaction Scheme VII. Steps (1) through (6) of Reaction Scheme VIII can then be used to prepare a compound of Formula LIX wherein Z is $-N(\text{Boc})-$. The Boc group can then be cleaved and the resulting amine can be treated with an acid chloride, alkyl chloroformate, sulfonyl chloride, sulfonic anhydride, isocyanate, or isothiocyanate according to the methods described in steps (1) and (2) of Reaction Scheme VI. These Boc removal and amine functionalization steps can conveniently be carried out after the bromination in step (7) of Reaction Scheme VIII or after steps (1) and (2) of Reaction Scheme IX. Finally, the coupling and ring-closing

methods of steps (8) and (9) of Reaction Scheme VIII or steps (3) and (4) of Reaction Scheme IX can be used to provide compounds of Formulas LX and LXII, respectively, wherein Z is -N(Q-R₄)-.

For some embodiments, compounds of the invention can be prepared according to
5 Reaction Scheme X, where R₁, R₂, R_A, R_B, G₁, Z, and m are as defined above. The amino group of a pyrazolo compound of Formula I can be converted by conventional methods to a functional group such as an amide, carbamate, urea, amidine, or another hydrolyzable group. A compound of this type can be made by the replacement of a hydrogen atom in the amino group with a group such as -C(O)-R', α -aminoacyl, α -aminoacyl- α -aminoacyl,
10 -C(O)-O-R', -C(O)-N(R'')-R', -C(=NY')-R', -CH(OH)-C(O)-OY', -CH(OC₁₋₄ alkyl)Y₀, -CH₂Y₁, or -CH(CH₃)Y₁; wherein R' and R'' are each independently C₁₋₁₀ alkyl, C₃₋₇ cycloalkyl, phenyl, or benzyl, each of which may be unsubstituted or substituted by one or more substituents independently selected from the group consisting of halogen, hydroxy, nitro, cyano, carboxy, C₁₋₆ alkyl, C₁₋₄ alkoxy, aryl, heteroaryl, arylC₁₋₄ alkylenyl,
15 heteroarylC₁₋₄ alkylenyl, haloC₁₋₄ alkylenyl, haloC₁₋₄ alkoxy, -O-C(O)-CH₃, -C(O)-O-CH₃, -C(O)-NH₂, -O-CH₂-C(O)-NH₂, -NH₂, and -S(O)₂-NH₂; with the proviso that R'' may also be hydrogen; each α -aminoacyl group is independently selected from racemic, D, or L-amino acids; Y' is hydrogen, C₁₋₆ alkyl, or benzyl; Y₀ is C₁₋₆ alkyl, carboxyC₁₋₆ alkylenyl, aminoC₁₋₄ alkylenyl, mono-N-C₁₋₆ alkylaminoC₁₋₄ alkylenyl, or
20 di-N,N-C₁₋₆ alkylaminoC₁₋₄ alkylenyl; and Y₁ is mono-N-C₁₋₆ alkylamino, di-N,N-C₁₋₆ alkylamino, morpholin-4-yl, piperidin-1-yl, pyrrolidin-1-yl, or 4-C₁₋₄ alkylpiperazin-1-yl. Particularly useful compounds of Formula XIII are amides derived from carboxylic acids containing one to ten carbon atoms, amides derived from amino acids, and carbamates containing one to ten carbon atoms. The reaction can be
25 carried out, for example, by combining a compound of Formula I with a chloroformate or acid chloride, such as ethyl chloroformate or acetyl chloride, in the presence of a base such as triethylamine in a suitable solvent such as dichloromethane at room temperature.

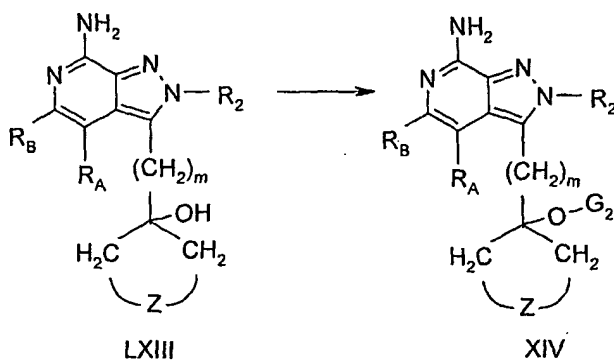
Reaction Scheme X



For some embodiments, compounds of the invention can be prepared according to Reaction Scheme XI, where R_2 , R_A , R_B , G_2 , Z , and m are as defined above. The hydrogen atom of the alcohol group of Formula LXIII can be replaced using conventional methods with a group such as C_{1-6} alkanoyloxymethyl, 1-(C_{1-6} alkanoyloxy)ethyl, 1-methyl-1-(C_{1-6} alkanoyloxy)ethyl, C_{1-6} alkoxy-carbonyloxymethyl, N -(C_{1-6} alkoxy-carbonyl)aminomethyl, succinoyl, C_{1-6} alkanoyl, α -amino C_{1-4} alkanoyl, arylacyl, $-P(O)(OH)_2$, $-P(O)(O-C_{1-6} \text{ alkyl})_2$, C_{1-6} alkoxy-carbonyl, C_{1-6} alkyl-carbamoyl, and α -aminoacyl or α -aminoacyl- α -aminoacyl, where each α -aminoacyl group is independently selected from racemic, D , and L -amino acids. Particularly useful compounds of Formula XIV are esters made from carboxylic acids containing one to six carbon atoms, unsubstituted or substituted benzoic acid esters, or esters made from naturally occurring amino acids.

15

Reaction Scheme XI



For some embodiments, compounds of the invention can be prepared using the synthetic routes described in the EXAMPLES below.

Pharmaceutical Compositions and Biological Activity

5 Pharmaceutical compositions of the invention contain a therapeutically effective amount of a compound or salt described above in combination with a pharmaceutically acceptable carrier.

 The terms "a therapeutically effective amount" and "effective amount" mean an amount of the compound or salt sufficient to induce a therapeutic or prophylactic effect, such as cytokine induction, immunomodulation, antitumor activity, and/or antiviral activity. The exact amount of compound or salt used in a pharmaceutical composition of the invention will vary according to factors known to those of skill in the art, such as the physical and chemical nature of the compound or salt, the nature of the carrier, and the intended dosing regimen.

15 In some embodiments, the compositions of the invention will contain sufficient active ingredient or prodrug to provide a dose of about 100 nanograms per kilogram (ng/kg) to about 50 milligrams per kilogram (mg/kg), preferably about 10 micrograms per kilogram ($\mu\text{g}/\text{kg}$) to about 5 mg/kg, of the compound or salt to the subject.

 In other embodiments, the compositions of the invention will contain sufficient active ingredient or prodrug to provide a dose of, for example, from about $0.01 \text{ mg}/\text{m}^2$ to about $5.0 \text{ mg}/\text{m}^2$, computed according to the Dubois method, in which the body surface area of a subject (m^2) is computed using the subject's body weight: $\text{m}^2 = (\text{wt kg}^{0.425} \times \text{height cm}^{0.725}) \times 0.007184$, although in some embodiments the methods may be performed by administering a compound or salt or composition in a dose outside this range. In some of these embodiments, the method includes administering sufficient compound to provide a dose of from about $0.1 \text{ mg}/\text{m}^2$ to about $2.0 \text{ mg}/\text{m}^2$ to the subject, for example, a dose of from about $0.4 \text{ mg}/\text{m}^2$ to about $1.2 \text{ mg}/\text{m}^2$.

 A variety of dosage forms may be used, such as tablets, lozenges, capsules, parenteral formulations, syrups, creams, ointments, aerosol formulations, transdermal patches, transmucosal patches and the like. These dosage forms can be prepared with conventional pharmaceutically acceptable carriers and additives using conventional

methods, which generally include the step of bringing the active ingredient into association with the carrier.

The compounds or salts of the invention can be administered as the single therapeutic agent in the treatment regimen, or the compounds or salts described herein
5 may be administered in combination with one another or with other active agents, including additional immune response modifiers, antivirals, antibiotics, antibodies, proteins, peptides, oligonucleotides, etc.

Compounds or salts of the invention have been shown to induce the production of certain cytokines in experiments performed according to the tests set forth below. These
10 results indicate that the compounds or salts are useful for modulating the immune response in a number of different ways, rendering them useful in the treatment of a variety of disorders.

Cytokines whose production may be induced by the administration of compounds or salts of the invention generally include interferon- α (IFN- α) and tumor necrosis factor- α
15 (TNF- α) as well as certain interleukins (IL). Cytokines whose biosynthesis may be induced by compounds or salts of the invention include IFN- α , TNF- α , IL-1, IL-6, IL-10 and IL-12, and a variety of other cytokines. Among other effects, these and other cytokines can inhibit virus production and tumor cell growth, making the compounds or salts useful in the treatment of viral diseases and neoplastic diseases. Accordingly, the
20 invention provides a method of inducing cytokine biosynthesis in an animal comprising administering an effective amount of a compound or salt of the invention to the animal. The animal to which the compound or salt is administered for induction of cytokine biosynthesis may have a disease as described *infra*, for example a viral disease or a neoplastic disease, and administration of the compound or salt may provide therapeutic
25 treatment. Alternatively, the compound or salt may be administered to the animal prior to the animal acquiring the disease so that administration of the compound or salt may provide a prophylactic treatment.

In addition to the ability to induce the production of cytokines, compounds or salts described herein can affect other aspects of the innate immune response. For example,
30 natural killer cell activity may be stimulated, an effect that may be due to cytokine induction. The compounds or salts may also activate macrophages, which in turn

stimulate secretion of nitric oxide and the production of additional cytokines. Further, the compounds or salts may cause proliferation and differentiation of B-lymphocytes.

Compounds or salts described herein can also have an effect on the acquired immune response. For example, the production of the T helper type 1 (T_H1) cytokine IFN- γ may be induced indirectly and the production of the T helper type 2 (T_H2) cytokines IL-4, IL-5 and IL-13 may be inhibited upon administration of the compounds or salts.

Whether for prophylaxis or therapeutic treatment of a disease, and whether for effecting innate or acquired immunity, the compound or salt or composition may be administered alone or in combination with one or more active components as in, for example, a vaccine adjuvant. When administered with other components, the compound or salt or composition and other component or components may be administered separately; together but independently such as in a solution; or together and associated with one another such as (a) covalently linked or (b) non-covalently associated, e.g., in a colloidal suspension.

Conditions for which compounds or salts or compositions identified herein may be used as treatments include, but are not limited to:

(a) viral diseases such as, for example, diseases resulting from infection by an adenovirus, a herpesvirus (e.g., HSV-I, HSV-II, CMV, or VZV), a poxvirus (e.g., an orthopoxvirus such as variola or vaccinia, or molluscum contagiosum), a picornavirus (e.g., rhinovirus or enterovirus), an orthomyxovirus (e.g., influenzavirus), a paramyxovirus (e.g., parainfluenzavirus, mumps virus, measles virus, and respiratory syncytial virus (RSV)), a coronavirus (e.g., SARS), a papovavirus (e.g., papillomaviruses, such as those that cause genital warts, common warts, or plantar warts), a hepadnavirus (e.g., hepatitis B virus), a flavivirus (e.g., hepatitis C virus or Dengue virus), or a retrovirus (e.g., a lentivirus such as HIV);

(b) bacterial diseases such as, for example, diseases resulting from infection by bacteria of, for example, the genus *Escherichia*, *Enterobacter*, *Salmonella*, *Staphylococcus*, *Shigella*, *Listeria*, *Aerobacter*, *Helicobacter*, *Klebsiella*, *Proteus*, *Pseudomonas*, *Streptococcus*, *Chlamydia*, *Mycoplasma*, *Pneumococcus*, *Neisseria*, *Clostridium*, *Bacillus*, *Corynebacterium*, *Mycobacterium*, *Campylobacter*, *Vibrio*, *Serratia*, *Providencia*, *Chromobacterium*, *Brucella*, *Yersinia*, *Haemophilus*, or *Bordetella*;

(c) other infectious diseases, such as chlamydia, fungal diseases including but not limited to candidiasis, aspergillosis, histoplasmosis, cryptococcal meningitis, or parasitic diseases including but not limited to malaria, pneumocystis carinii pneumonia, leishmaniasis, cryptosporidiosis, toxoplasmosis, and trypanosome infection;

5 (d) neoplastic diseases, such as intraepithelial neoplasias, cervical dysplasia, actinic keratosis, basal cell carcinoma, squamous cell carcinoma, renal cell carcinoma, Kaposi's sarcoma, melanoma, leukemias including but not limited to acute myeloid leukemia, acute lymphocytic leukemia, chronic myeloid leukemia, chronic lymphocytic leukemia, multiple myeloma, Hodgkin's lymphoma, non-Hodgkin's lymphoma, cutaneous
10 T-cell lymphoma, B-cell lymphoma, and hairy cell leukemia, and other cancers;

(e) T_H2-mediated, atopic diseases, such as atopic dermatitis or eczema, eosinophilia, asthma, allergy, allergic rhinitis, and Ommen's syndrome;

(f) certain autoimmune diseases such as systemic lupus erythematosus, essential thrombocythaemia, multiple sclerosis, discoid lupus, alopecia areata; and

15 (g) diseases associated with wound repair such as, for example, inhibition of keloid formation and other types of scarring (e.g., enhancing wound healing, including chronic wounds).

Additionally, a compound or salt identified herein may be useful as a vaccine adjuvant for use in conjunction with any material that raises either humoral and/or cell
20 mediated immune response, such as, for example, live viral, bacterial, or parasitic immunogens; inactivated viral, tumor-derived, protozoal, organism-derived, fungal, or bacterial immunogens; toxoids; toxins; self-antigens; polysaccharides; proteins; glycoproteins; peptides; cellular vaccines; DNA vaccines; autologous vaccines; recombinant proteins; and the like, for use in connection with, for example, BCG, cholera,
25 plague, typhoid, hepatitis A, hepatitis B, hepatitis C, influenza A, influenza B, parainfluenza, polio, rabies, measles, mumps, rubella, yellow fever, tetanus, diphtheria, hemophilus influenza b, tuberculosis, meningococcal and pneumococcal vaccines, adenovirus, HIV, chicken pox, cytomegalovirus, dengue, feline leukemia, fowl plague, HSV-1 and HSV-2, hog cholera, Japanese encephalitis, respiratory syncytial virus,
30 rotavirus, papilloma virus, yellow fever, and Alzheimer's Disease.

Compounds or salts identified herein may be particularly helpful in individuals having compromised immune function. For example, compounds or salts may be used for

treating the opportunistic infections and tumors that occur after suppression of cell mediated immunity in, for example, transplant patients, cancer patients and HIV patients.

Thus, one or more of the above diseases or types of diseases, for example, a viral disease or a neoplastic disease may be treated in an animal in need thereof (having the disease) by administering a therapeutically effective amount of a compound or salt of the invention to the animal.

An animal may also be vaccinated by administering an effective amount of a compound or salt described herein, as a vaccine adjuvant. In one embodiment, there is provided a method of vaccinating an animal comprising administering an effective amount of a compound or salt described herein to the animal as a vaccine adjuvant.

An amount of a compound or salt effective to induce cytokine biosynthesis is an amount sufficient to cause one or more cell types, such as monocytes, macrophages, dendritic cells and B-cells to produce an amount of one or more cytokines such as, for example, IFN- α , TNF- α , IL-1, IL-6, IL-10 and IL-12 that is increased (induced) over a background level of such cytokines. The precise amount will vary according to factors known in the art but is expected to be a dose of about 100 ng/kg to about 50 mg/kg, preferably about 10 μ g/kg to about 5 mg/kg. In other embodiments, the amount is expected to be a dose of, for example, from about 0.01 mg/m² to about 5.0 mg/m², (computed according to the Dubois method as described above) although in some embodiments the induction or inhibition of cytokine biosynthesis may be performed by administering a compound or salt in a dose outside this range. In some of these embodiments, the method includes administering sufficient compound or salt or composition to provide a dose of from about 0.1 mg/m² to about 2.0 mg/m² to the subject, for example, a dose of from about 0.4 mg/m² to about 1.2 mg/m².

The invention also provides a method of treating a viral infection in an animal and a method of treating a neoplastic disease in an animal comprising administering an effective amount of a compound or salt of the invention to the animal. An amount effective to treat or inhibit a viral infection is an amount that will cause a reduction in one or more of the manifestations of viral infection, such as viral lesions, viral load, rate of virus production, and mortality as compared to untreated control animals. The precise amount that is effective for such treatment will vary according to factors known in the art but is expected to be a dose of about 100 ng/kg to about 50 mg/kg, preferably about 10

$\mu\text{g}/\text{kg}$ to about $5 \text{ mg}/\text{kg}$. An amount of a compound or salt effective to treat a neoplastic condition is an amount that will cause a reduction in tumor size or in the number of tumor foci. Again, the precise amount will vary according to factors known in the art but is expected to be a dose of about $100 \text{ ng}/\text{kg}$ to about $50 \text{ mg}/\text{kg}$, preferably about $10 \mu\text{g}/\text{kg}$ to about $5 \text{ mg}/\text{kg}$. In other embodiments, the amount is expected to be a dose of, for example, from about $0.01 \text{ mg}/\text{m}^2$ to about $5.0 \text{ mg}/\text{m}^2$, (computed according to the Dubois method as described above) although in some embodiments either of these methods may be performed by administering a compound or salt in a dose outside this range. In some of these embodiments, the method includes administering sufficient compound or salt to provide a dose of from about $0.1 \text{ mg}/\text{m}^2$ to about $2.0 \text{ mg}/\text{m}^2$ to the subject, for example, a dose of from about $0.4 \text{ mg}/\text{m}^2$ to about $1.2 \text{ mg}/\text{m}^2$.

In addition to the formulations and uses described specifically herein, other formulations, uses, and administration devices suitable for compounds of the present invention are described in, for example, International Publication Nos. WO 03/077944 and WO 02/036592, U.S. Patent No. 6,245,776, and U.S. Publication Nos. 2003/0139364, 2003/185835, 2004/0258698, 2004/0265351, 2004/076633, and 2005/0009858.

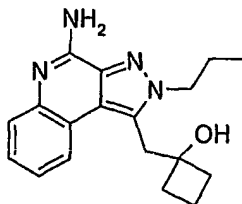
Objects and advantages of this invention are further illustrated by the following examples, but the particular materials and amounts thereof recited in these examples, as well as other conditions and details, should not be construed to unduly limit this invention.

EXAMPLES

In the examples below automated flash chromatography on silica gel was carried out using a HORIZON HPFC system (an automated high-performance flash purification product available from Biotage, Inc, Charlottesville, Virginia, USA) or an INTELLIFLASH Flash Chromatography System (an automated flash purification system available from AnaLogix, Inc, Burlington, Wisconsin, USA). The eluent used for each purification is given in the example. In some chromatographic separations, the solvent mixture 80/18/2 v/v/v chloroform/methanol/concentrated ammonium hydroxide (CMA) was used as the polar component of the eluent. In these separations, CMA was mixed with chloroform in the indicated ratio.

Example 1

1-[(4-Amino-2-propyl-2H-pyrazolo[3,4-c]quinolin-1-yl)methyl]cyclobutanol



5 Part A

A solution of ethyl chlorooxoacetate (22.53 g, 0.165 mol) in diethyl ether (100 mL) was added over a period of 15 minutes to a cooled (0 °C) solution of 2-methylindole (19.7 g, 0.15 mol) and pyridine (14.2 g, 0.18 mol) in diethyl ether (200 mL). The reaction was stirred for two hours at 0 °C under a nitrogen atmosphere. Most of the diethyl ether had evaporated by the end of the two-hour reaction time, and a solid was present. Water (100 mL) was added, and the solid was isolated by filtration and washed with 1:1 diethyl ether/hexane. The solid (27.9 g) was then dissolved in boiling toluene (250 mL) and recrystallized upon cooling to 6 °C. The crystals were isolated by filtration, washed with toluene, dried for two hours on the vacuum filter funnel, triturated with water at 75 °C for five minutes, isolated by filtration, and dried for three hours on the filter funnel to provide 17.8 g ethyl (2-methyl-1H-indol-3-yl)(oxo)acetate of as a rust-colored powder.

Part B

Ethyl (2-methyl-1H-indol-3-yl)(oxo)acetate (6.94 g, 30.0 mmol) and propylhydrazine oxalate (10.8 g, 66.0 mmol) were added to a solution of acetyl chloride (5.18 g, 66.0 mmol) in acetic acid (5 mL) and ethanol (150 mL), and the reaction was heated at reflux under nitrogen for 42.5 hours. The ethanol was removed under reduced pressure, and 2 M aqueous sodium carbonate was added. The mixture was stirred, and the resulting solid was isolated by filtration, washed with water, and dried for 90 minutes on the vacuum filter funnel to provide a dark semi-solid. The crude product was stirred with *tert*-butyl methyl ether (50 mL) and isolated by filtration, washed with *tert*-butyl methyl ether, and dried on the vacuum filter funnel to provide 6.10 g of an orange solid, which was stirred with boiling acetonitrile (50 mL), isolated by filtration, and purified by automated flash chromatography to provide 5.11 g of 1-methyl-2-propyl-2H-pyrazolo[3,4-c]quinolin-4-ol as a white solid.

Part C

A solution of 1-methyl-2-propyl-2*H*-pyrazolo[3,4-*c*]quinolin-4-ol (5.11 g, 21.2 mmol) in phosphorus oxychloride (50 mL) was heated at reflux for 30 minutes, allowed to cool to room temperature, and stirred for two days. The reaction mixture was poured into ice water (500 mL) with stirring, and concentrated ammonium hydroxide (169 mL) and ice were added. A solid was present and was isolated by filtration, washed with water, and purified by automated flash chromatography (eluting with 5% to 25% CMA in chloroform). The resulting orange solid (5.5 g) was recrystallized from acetonitrile (25 mL). The crystals were washed with acetonitrile and dried for five hours to provide 3.85 g of 4-chloro-1-methyl-2-propyl-2*H*-pyrazolo[3,4-*c*]quinoline as a white solid, mp 145-147 °C.

Anal. Calcd for C₁₄H₁₄N₃Cl: C, 64.74; H, 5.43; N, 16.18. Found: C, 64.50; H, 5.64; N, 16.20.

This product was combined with material from another run.

Part D

A Parr vessel was charged with 4-chloro-1-methyl-2-propyl-2*H*-pyrazolo[3,4-*c*]quinoline (4.31 g) and a solution of ammonia in methanol (50 mL of 7 N). The reaction was heated at 150 °C for 24 hours and allowed to cool to room temperature. Most of the methanol was removed under reduced pressure, and water was added. A precipitate formed and was isolated by filtration, washed with water, and dried on the vacuum filter funnel to provide 3.8 g of 1-methyl-2-propyl-2*H*-pyrazolo[3,4-*c*]quinolin-4-amine as a white solid.

Part E

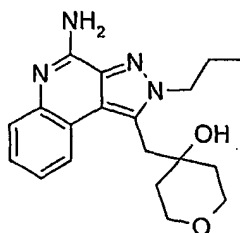
A solution of 1-methyl-2-propyl-2*H*-pyrazolo[3,4-*c*]quinolin-4-amine (3.78 g, 15.7 mmol), di-*tert*-butyl dicarbonate (8.6 g, 39.3 mmol), and 4-dimethylaminopyridine (DMAP) (96 mg, 0.79 mmol) in tetrahydrofuran (THF) (100 mL) was heated at reflux for 14 hours and allowed to cool to room temperature. The THF was removed under reduced pressure, and the residue was purified by chromatography using a HORIZON HPFC system (eluting with 50% ethyl acetate in hexane) followed by recrystallization from *tert*-butyl methyl ether/hexane. The crystals were washed with hexane and dried on the vacuum filter funnel for two hours to provide 6.46 g of di(*tert*-butyl) 1-methyl-2-propyl-2*H*-pyrazolo[3,4-*c*]quinolin-4-ylimidodicarbonate as an off-white solid.

Part F

A solution of di(*tert*-butyl) 1-methyl-2-propyl-2*H*-pyrazolo[3,4-*c*]quinolin-4-ylimidodicarbonate (1.32 g, 3.00 mmol) in anhydrous tetrahydrofuran (THF) (30 mL) was cooled to $-78\text{ }^{\circ}\text{C}$ under an argon atmosphere. *tert*-Butyllithium (7.06 mL of a 1.7 M solution in pentane) was added over a period of eight minutes, and the resulting dark-colored solution was stirred at $-78\text{ }^{\circ}\text{C}$ for 40 minutes. Cyclobutanone (1.05 g, 15 mmol) was added over a period of two minutes, and the $-78\text{ }^{\circ}\text{C}$ bath was replaced with a $0\text{ }^{\circ}\text{C}$ bath. The reaction mixture was stirred for 10 minutes, and then saturated aqueous ammonium chloride (30 mL) was added. The aqueous layer was separated and extracted three times with *tert*-butyl methyl ether, and the combined organic fractions were dried over magnesium sulfate, filtered, and concentrated under reduced pressure. The residue (1.3 g) was purified by automated flash chromatography and then boiled in 2 M hydrochloric acid for 30 minutes. The solution was allowed to cool to room temperature overnight and then made basic with the addition of 2 M aqueous sodium carbonate. The resulting solution was extracted four times with chloroform, and the combined extracts were dried over magnesium sulfate, filtered, and concentrated under reduced pressure. The residue (1.2 g) was purified twice by automated flash chromatography and recrystallized from acetonitrile to provide 297 mg of 1-[(4-amino-2-propyl-2*H*-pyrazolo[3,4-*c*]quinolin-1-yl)methyl]cyclobutanol as a white solid, mp $191\text{-}193\text{ }^{\circ}\text{C}$. MS (APCI) m/z 311 ($M + H$)⁺; Anal. Calcd for $\text{C}_{18}\text{H}_{22}\text{N}_4\text{O}$: C, 69.65; H, 7.14; N, 18.05. Found: C, 69.35; H, 7.14; N, 18.11.

Example 2

25 4-[(4-Amino-2-propyl-2*H*-pyrazolo[3,4-*c*]quinolin-1-yl)methyl]tetrahydro-2*H*-pyran-4-ol



A solution of di(*tert*-butyl) 1-methyl-2-propyl-2*H*-pyrazolo[3,4-*c*]quinolin-4-ylimidodicarbonate (1.32 g, 3.00 mmol) in anhydrous tetrahydrofuran (THF) (30 mL) was

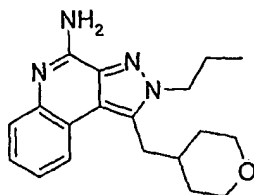
cooled to $-78\text{ }^{\circ}\text{C}$ under an argon atmosphere. *tert*-Butyllithium (4.4 mL of a 1.7 M solution in pentane) was added over a period of five minutes, and the resulting dark-colored solution was stirred at $-78\text{ }^{\circ}\text{C}$ for 30 minutes. Tetrahydro-4*H*-pyran-4-one (901 mg, 9.0 mmol) was added, and reaction mixture was stirred for 10 minutes. The $-78\text{ }^{\circ}\text{C}$ bath was replaced with a $0\text{ }^{\circ}\text{C}$ bath, and then saturated aqueous ammonium chloride (30 mL) was added. The aqueous layer was separated and extracted three times with *tert*-butyl methyl ether, and the combined organic fractions were dried over magnesium sulfate, filtered, and concentrated under reduced pressure. The residue (1.3 g) was purified by automated flash chromatography (eluting with ethyl acetate) and heated in refluxing 1 M hydrogen chloride in ethanol (50 mL) for one hour. The solution was allowed to cool to room temperature and then made basic with the addition of 2 M aqueous sodium carbonate. The resulting solution was extracted four times with chloroform, and the combined extracts were dried over magnesium sulfate, filtered, and concentrated under reduced pressure. The residue (1.2 g) was purified by automated flash chromatography and recrystallized from acetonitrile to provide 430 mg of 4-[(4-amino-2-propyl-2*H*-pyrazolo[3,4-*c*]quinolin-1-yl)methyl]tetrahydro-2*H*-pyran-4-ol as a white solid, mp 209-211 $^{\circ}\text{C}$.

MS (APCI) m/z 341 ($M + H$)⁺;

Anal. Calcd for $\text{C}_{19}\text{H}_{24}\text{N}_4\text{O}_2$: C, 67.04; H, 7.11; N, 16.46. Found: C, 66.98; H, 7.17; N, 16.39.

Example 3

2-Propyl-1-(tetrahydro-2*H*-pyran-4-ylmethyl)-2*H*-pyrazolo[3,4-*c*]quinolin-4-amine



25 Part A

A solution of potassium hydroxide (4.66 g, 83.1 mmol) in ethanol (181 mL) and water (45 mL) was cooled to approximately $0\text{ }^{\circ}\text{C}$. Tetrahydro-4*H*-pyran-4-one (7.56 g, 75.5 mmol) and diethyl (2-oxopropyl)phosphonate (16.1 g, 83.1 mmol) were sequentially added. The reaction was allowed to warm to room temperature and stirred for five hours.

The reaction mixture was washed with brine and the organic layer was separated. The aqueous layer was extracted three times with *tert*-butyl methyl ether. The combined organic fractions were dried over magnesium sulfate, filtered, and concentrated under reduced pressure. The residue was dissolved in a mixture of 20% ethyl acetate in hexane and chloroform, dried again over magnesium sulfate, filtered, concentrated under reduced pressure, and purified by automated flash chromatography (eluting with 35% to 45% ethyl acetate in hexane). The resulting colorless oil was dried under a stream of nitrogen to provide 8.03 g of 1-tetrahydro-4*H*-pyran-4-ylideneacetone.

Part B

10 A solution of 1-tetrahydro-4*H*-pyran-4-ylideneacetone (4.0 g, 28.5 mmol) in ethyl acetate was added to a Parr vessel. The vessel was purged with nitrogen, and 10% palladium on carbon (400 mg) was added. The vessel was shaken under hydrogen pressure (50 psi, 3.4×10^5 Pa) for approximately ten minutes, and the reaction mixture was filtered through a layer of CELITE filter agent. The filter cake was washed with ethyl acetate. The filtrate was concentrated under reduced pressure, and the residue was dried under a stream of nitrogen to provide 3.80 g of 1-tetrahydro-2*H*-pyran-4-ylacetone as a colorless oil.

Part C

20 A neat mixture of 1-tetrahydro-2*H*-pyran-4-ylacetone (3.80 g, 26.7 mmol) and diethyl oxalate (4.30 g, 29.4 mmol) was added in one portion, followed by an ethanol rinse (10 mL), to a stirred solution of sodium *tert*-butoxide (2.83 g, 29.4 mmol) in ethanol (20 mL). The mixture was stirred for one hour, cooled to approximately 0 °C, and treated with acetic acid (30.0 mL). After the mixture was stirred for five minutes, propylhydrazine oxalate (4.38 g, 26.7 mmol) was added in one portion. The reaction was allowed to warm to room temperature slowly and stirred overnight. Most of the volatiles were removed under reduced pressure, and 2 M aqueous sodium carbonate was added. The mixture was extracted four times with *tert*-butyl methyl ether. The organic layers were combined, dried over magnesium sulfate, filtered, and concentrated to yield 8.5 g of a yellow oil. The oil was purified twice by automated flash chromatography (eluting with ethyl acetate in hexane), and the resulting pale yellow oil was dried under a stream of nitrogen to provide 6.43 g of ethyl 1-propyl-5-(tetrahydro-2*H*-pyran-4-ylmethyl)-1*H*-pyrazole-3-carboxylate.

Part D

Lithium hydroxide monohydrate (3.8 g, 92 mmol) was added to a solution of ethyl 1-propyl-5-(tetrahydro-2*H*-pyran-4-ylmethyl)-1*H*-pyrazole-3-carboxylate (6.43 g, 22.9 mmol) in methanol (30 mL) and water (10 mL). The mixture was stirred for 20 hours. Most of the volatiles were removed under reduced pressure, and water (100 mL) and acetic acid (52 mL, 910 mmol) were sequentially added. The solution was cooled to approximately 0 °C. After five minutes, a white solid formed, and more water (100 mL) was added. The mixture was stirred for 30 minutes, and the solid was isolated by filtration, washed with water, and dried on the vacuum filter funnel to provide 4.88 g of 1-propyl-5-(tetrahydro-2*H*-pyran-4-ylmethyl)-1*H*-pyrazole-3-carboxylic acid as a white solid.

Part E

1-(3-Dimethylaminopropyl)-3-ethylcarbodiimide hydrochloride (4.06 g, 21.2 mmol) was added to a solution of 1-propyl-5-(tetrahydro-2*H*-pyran-4-ylmethyl)-1*H*-pyrazole-3-carboxylic acid (4.88 g, 19.3 mmol) and 1-hydroxybenzotriazole (2.87 g, 21.2 mmol) in *N,N*-dimethylformamide (DMF) (24.4 mL) at room temperature. The mixture was stirred for two hours, cooled in an ice bath, and treated with concentrated ammonium hydroxide (3.9 mL). A precipitate formed, and the mixture was stirred 30 minutes at 0 °C. Water (100 mL) was added, and the mixture was stirred for an additional ten minutes. The precipitate was isolated by filtration, washed with water, and dried on the vacuum filter funnel to provide 4.05 g of 1-propyl-5-(tetrahydro-2*H*-pyran-4-ylmethyl)-1*H*-pyrazole-3-carboxamide as white crystals.

Part F

A solution of trifluoroacetic anhydride (2.50 mL, 17.7 mmol) in dichloromethane (32 mL) was added over a period of ten minutes to a 0 °C solution of 1-propyl-5-(tetrahydro-2*H*-pyran-4-ylmethyl)-1*H*-pyrazole-3-carboxamide (4.05 g, 16.1 mmol) and triethylamine (4.89 g, 48.3 mmol) in dichloromethane (32 mL). After the addition was complete, the cooling bath was removed and the solution was stirred for three hours. The solution was washed with 2 M aqueous sodium carbonate. The aqueous layer was extracted three times with *tert*-butyl methyl ether. The organic layers were combined, dried over magnesium sulfate, filtered, and concentrated under reduced pressure. The crude product was purified by automated flash chromatography (eluting with 40% to 70%

ethyl acetate in hexane) to provide 3.98 g of 1-propyl-5-(tetrahydro-2H-pyran-4-ylmethyl)-1H-pyrazole-3-carbonitrile as a pale yellow oil.

Part G

Potassium acetate (3.93 g, 40.0 mmol) and bromine (3.58 g, 22.4 mmol) were sequentially added to a solution of 1-propyl-5-(tetrahydro-2H-pyran-4-ylmethyl)-1H-pyrazole-3-carbonitrile (3.98 g, 16 mmol) in acetic acid (32 mL). The reaction was stirred for 40 hours at room temperature. Saturated aqueous sodium hydrogensulfite was added until the reaction became colorless. Most of the acetic acid was removed under reduced pressure, and 2M aqueous sodium carbonate was added. A precipitate formed, was isolated by filtration, washed with water, and dried on the vacuum filter funnel to provide 4.91 g of 4-bromo-1-propyl-5-(tetrahydro-2H-pyran-4-ylmethyl)-1H-pyrazole-3-carbonitrile as a white solid.

Part H

2-Aminophenylboronic acid hydrochloride (1.39 g, 8.0 mmol) and dichlorobis(triphenylphosphine)palladium(II) (140 mg, 0.20 mmol) were sequentially added to a mixture of 4-bromo-1-propyl-5-(tetrahydro-2H-pyran-4-ylmethyl)-1H-pyrazole-3-carbonitrile (1.25 g, 4.00 mmol), potassium carbonate (1.82 g, 13.2 mmol), 1,2-dimethoxyethane (DME) (15 mL), and water (7.5 mL). The flask was placed under vacuum and back-filled with nitrogen four times. The reaction was heated under a nitrogen atmosphere at 95 °C for one hour. The reaction was allowed to cool to room temperature, and water and *tert*-butyl methyl ether were added. The aqueous layer was separated and extracted with *tert*-butyl methyl ether three times. The organic fractions were combined, dried over magnesium sulfate, filtered, and concentrated to yield a brown solid (1.75 g). The crude product was purified by automated flash chromatography (eluting with ethyl acetate in hexane) to provide 1.10 g of 4-(2-aminophenyl)-1-propyl-5-(tetrahydro-2H-pyran-4-ylmethyl)-1H-pyrazole-3-carbonitrile as a pale orange solid.

Part I

Acetyl chloride (50 mmol) was stirred with anhydrous ethanol (50 ml), and the resulting solution was added to the material from Part H. The resulting solution was heated at reflux for 16 hours. Aqueous sodium carbonate (30 mL of 2 M) was added, and then most of the ethanol was removed under reduced pressure. Water was added; a solid was present and was isolated by filtration and washed with water. The crude product was

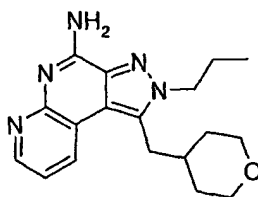
purified by automated flash chromatography (eluting with 5% to 25% CMA in chloroform) followed by recrystallization from ethyl acetate. The crystals were dried on the vacuum filter funnel for 2.5 hours to provide 853 mg of 2-propyl-1-(tetrahydro-2H-pyran-4-ylmethyl)-2H-pyrazolo[3,4-c]quinolin-4-amine as a white solid, mp 218-220 °C.

5 MS (APCI) m/z 325 (M + H)⁺;

Anal. Calcd for C₁₉H₂₄N₄O: C, 70.34; H, 7.46; N, 17.27. Found: C, 70.11; H, 7.72; N, 17.28.

Example 4

10 2-Propyl-1-(tetrahydro-2H-pyran-4-ylmethyl)-2H-pyrazolo[3,4-c][1,8]naphthyridin-4-amine
amine



Part A

tert-Butyl *N*-(2-pyridyl)carbamate is available from the literature procedure (Moraczewski, A. L. *et al*, *J. Org. Chem.*, 1998, 63, 7258) or can be prepared by the following method. Under a nitrogen atmosphere, sodium bis(trimethylsilyl)amide (225 mL of a 1.0 M solution in tetrahydrofuran) was added over a period of 20 minutes to a solution of 2-aminopyridine (10.61 g, 108.0 mmol) in dry THF (150 mL). The solution was stirred for 15 minutes and then cooled to 0 °C. A solution of di-*tert*-butyl dicarbonate (24.60 g, 112.7 mmol) in THF (50 mL) was added slowly, and the reaction was allowed to warm to ambient temperature slowly and stirred overnight. The THF was removed under reduced pressure, and the residue was partitioned between ethyl acetate (500 mL) and 0.1 M hydrochloric acid (250 mL). The organic layer was separated; washed sequentially with 0.1 M hydrochloric acid (250 mL), water (250 mL), and brine (250 mL); dried over magnesium sulfate; filtered; and concentrated under reduced pressure. The crude product was purified by automated flash chromatography (eluting with 80:20 hexanes/ethyl acetate) to provide 17.43 g of *tert*-butyl *N*-(2-pyridyl)carbamate as a white solid.

Part B

Under a nitrogen atmosphere, a solution of *tert*-butyl *N*-(2-pyridyl)carbamate (15.71 g, 80.9 mmol) and *N,N,N',N'*-tetramethylethylenediamine (TMEDA) (25.3 g, 218 mmol) in THF (400 mL) was cooled to -78 °C. *n*-Butyllithium (81 mL of a 2.5 M solution in hexanes) was added dropwise over a period of 20 minutes. The solution was stirred for ten minutes, and then the addition funnel was rinsed with additional THF (20 mL). The solution was warmed to -6 °C, stirred for two hours, and cooled again to -78 °C. Triisopropyl borate (57.7 g, 307 mmol) was added over a period of ten minutes. The resulting solution was warmed to 0 °C and then poured into saturated aqueous ammonium chloride (500 mL). A yellow solid formed and was stirred with diethyl ether (300 mL), isolated by filtration, washed with diethyl ether and water, and air-dried overnight to provide 2-*tert*-butoxycarbonylamino-3-pyridylboronic acid as a yellow solid.

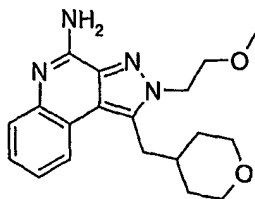
Part C

Hydrochloric acid (10 mL of 1M) was added to a solution of 2-*tert*-butoxycarbonylamino-3-pyridylboronic acid (2.59 g, 10.9 mmol), and the resulting mixture was heated at 80 °C for 45 minutes and allowed to cool to room temperature. Potassium carbonate (3.87 g, 27.95 mmol) was added with stirring, and then DME (20 mL), 4-bromo-1-propyl-5-(tetrahydro-2*H*-pyran-4-ylmethyl)-1*H*-pyrazole-3-carbonitrile (1.70 g, 5.44 mmol), and dichlorobis(triphenylphosphine)palladium(II) (190 mg, 0.27 mmol) were added. The flask was placed under vacuum and back-filled with nitrogen three times. The reaction was heated under a nitrogen atmosphere at 95 °C overnight. The reaction was allowed to cool to room temperature, and the volatiles were removed under reduced pressure. The residue was dissolved in chloroform (100 mL), and the resulting solution was washed with water (100 mL), dried over magnesium sulfate, filtered, and concentrated to yield a light yellow solid. The crude product was purified by automated flash chromatography (eluting with 0% to 30% CMA in chloroform) followed by recrystallization from acetonitrile (30 mL). The crystals were washed with cold acetonitrile and dried overnight in a vacuum oven at 60 °C to provide 0.43 g of 2-propyl-1-(tetrahydro-2*H*-pyran-4-ylmethyl)-2*H*-pyrazolo[3,4-*c*][1,8]naphthyridin-4-amine as white needles, mp 252-255 °C.

Anal. calcd for C₁₈H₂₃N₅O: C, 66.44; H, 7.12; N, 21.52. Found: C, 66.21; H, 7.35; N, 21.54.

Example 5

2-(2-Methoxyethyl)-1-(tetrahydro-2H-pyran-4-ylmethyl)-2H-pyrazolo[3,4-c]quinolin-4-amine



5

Part A

The method described in Part B of Example 3 was repeated with 1-tetrahydro-4H-pyran-4-ylideneacetone (4.0 g, 28.5 mmol), and the resulting 1-tetrahydro-2H-pyran-4-ylacetone was mixed with diethyl oxalate (4.66 g, 31.9 mmol) and added to a solution of sodium *tert*-butoxide (3.07 g, 31.9 mmol) in ethanol (22 mL). The reaction was carried out according to the method described in Part C of Example 3 with the following modifications. Hydroxyethylhydrazine (2.43 g, 31.9 mmol) was used instead of ethylhydrazine oxalate. Extractions were carried out seven times with chloroform, and the crude product was not purified. Ethyl 1-(2-hydroxyethyl)-5-(tetrahydro-2H-pyran-4-ylmethyl)-1H-pyrazole-3-carboxylate (8.2 g) was obtained as a viscous yellow oil.

15

Part B

A solution of the material from Part A in THF (50 mL) was cooled to approximately 0 °C under nitrogen, and iodomethane (4.12 g, 29 mmol) was added. Sodium hydride (1.16 g of 60% in mineral oil, 29 mmol) was added over a period of two minutes. The mixture was stirred at 0 °C for 20 minutes, allowed to warm to room temperature, and stirred overnight. Saturated aqueous ammonium chloride was added, and the mixture was extracted four times with *tert*-butyl methyl ether. The combined extracts were dried over magnesium sulfate, filtered, and concentrated under reduced pressure to provide 10 g of a yellow oil. The oil was purified by automated flash chromatography (eluting with ethyl acetate) to provide 5.20 g of ethyl 1-(2-methoxyethyl)-5-(tetrahydro-2H-pyran-4-ylmethyl)-1H-pyrazole-3-carboxylate as a pale yellow oil.

20

Part C

Lithium hydroxide monohydrate (2.94 g, 70.2 mmol) was added to a solution of ethyl 1-(2-methoxyethyl)-5-(tetrahydro-2H-pyran-4-ylmethyl)-1H-pyrazole-3-carboxylate

(5.2 g, 17.5 mmol) in methanol (60 mL) and water (20 mL). The mixture was stirred for overnight. Most of the volatiles were removed under reduced pressure, and acetic acid (40 mL) and water were added. The solution was cooled to approximately 0 °C and stirred for one hour. The volatiles were removed under reduced pressure, and the residue was
5 partitioned between water and chloroform. The aqueous layer was separated and extracted four times with chloroform and then adjusted to pH 4 with the addition of 1 M hydrochloric acid. The aqueous fraction was extracted again four times with chloroform. The combined organic fractions were dried over magnesium sulfate and sodium sulfate, filtered, and concentrated under reduced pressure. The residue was twice dissolved in
10 heptane and concentrated and twice dissolved in toluene and concentrated to provide 5.42 g of 1-(2-methoxyethyl)-5-(tetrahydro-2*H*-pyran-4-ylmethyl)-1*H*-pyrazole-3-carboxylic acid containing some toluene and 3 mol% acetic acid.

Part D

1-(3-Dimethylaminopropyl)-3-ethylcarbodiimide hydrochloride (3.69 g, 19.3
15 mmol) was added to a solution of the material from Part C and 1-hydroxybenzotriazole (2.61 g, 19.3 mmol) in DMF (27.1 mL) at room temperature. The mixture was stirred for one hour, cooled in an ice bath, and treated with concentrated ammonium hydroxide (3.5 mL). A precipitate formed, and the mixture was stirred 15 minutes at 0 °C. Water (150 mL) was added, and the mixture was stirred. The precipitate was isolated by filtration,
20 washed with water, and dried on the vacuum filter funnel to provide 1.44 g of 1-(2-methoxyethyl)-5-(tetrahydro-2*H*-pyran-4-ylmethyl)-1*H*-pyrazole-3-carboxamide as a white solid. The filtrate was extracted six times with chloroform, and the combined extracts were dried over sodium sulfate, filtered, and concentrated under reduced pressure. The residue was twice dissolved in xylenes and concentrated under reduced pressure and
25 then recrystallized from a mixture of 50% ethyl acetate in hexane (50 mL) and ethyl acetate (150 mL). The crystals were dried overnight on the vacuum filter funnel to provide an additional 2.027 g of 1-(2-methoxyethyl)-5-(tetrahydro-2*H*-pyran-4-ylmethyl)-1*H*-pyrazole-3-carboxamide as white plates.

Anal. Calcd for C₁₃H₁₉N₃O₃: C, 58.41; H, 7.92; N, 15.72. Found: C, 58.52; H, 7.89; N,
30 15.86.

Part E

The method described in Part F of Example 3 was used to treat 1-(2-methoxyethyl)-5-(tetrahydro-2*H*-pyran-4-ylmethyl)-1*H*-pyrazole-3-carboxamide (3.41 g, 12.7 mmol) with trifluoroacetic anhydride (1.98 mL, 14.0 mmol) in the presence of triethylamine (3.86 g, 38.1 mmol) with the following modifications. Extractions were carried out four times with chloroform, and the automated flash chromatography column was eluted with ethyl acetate. 1-(2-Methoxyethyl)-5-(tetrahydro-2*H*-pyran-4-ylmethyl)-1*H*-pyrazole-3-carbonitrile (3.16 g) was obtained as a colorless oil.

Part F

Potassium acetate (3.12 g, 31.7 mmol) and bromine (2.84 g, 17.7 mmol) were sequentially added to a solution of 1-(2-methoxyethyl)-5-(tetrahydro-2*H*-pyran-4-ylmethyl)-1*H*-pyrazole-3-carbonitrile (3.16 g, 12.7 mmol) in acetic acid (25 mL). The reaction was stirred for 16 hours at room temperature. Saturated aqueous sodium hydrogensulfite was added until the reaction became colorless. Water was added, and a precipitate formed, was isolated by filtration, washed with water, and dried on the vacuum filter funnel to provide 3.78 g of 4-bromo-1-(2-methoxyethyl)-5-(tetrahydro-2*H*-pyran-4-ylmethyl)-1*H*-pyrazole-3-carbonitrile as a white solid containing about 2 mol% acetic acid.

Part G

Potassium carbonate (1.82 g, 13.2 mmol), 1,2-dimethoxyethane (DME) (15 mL), water (7.5 mL), and dichlorobis(triphenylphosphine)palladium(II) (140 mg, 0.20 mmol) were added to a mixture of 2-aminophenylboronic acid hydrochloride (1.39 g, 8.0 mmol) and 4-bromo-1-(2-methoxyethyl)-5-(tetrahydro-2*H*-pyran-4-ylmethyl)-1*H*-pyrazole-3-carbonitrile (1.31 g, 4.00 mmol). The flask was placed under vacuum and back-filled with nitrogen four times. The reaction was heated under a nitrogen atmosphere at 95 °C for 90 minutes. The aqueous layer was separated and extracted twice with *tert*-butyl methyl ether. The organic fractions were combined, dried over magnesium sulfate, filtered, and concentrated to yield a black oil (2.2 g). The crude product was purified by automated flash chromatography (eluting with ethyl acetate) to provide 1.14 g of 4-(2-aminophenyl)-1-(2-methoxyethyl)-5-(tetrahydro-2*H*-pyran-4-ylmethyl)-1*H*-pyrazole-3-carbonitrile as a yellow, waxy solid.

Part H

The method described in Part I of Example 3 was followed. Following recrystallization from ethyl acetate (40 mL), the crystals were dried on the vacuum filter funnel for 19 hours to provide 736 mg of 2-(2-methoxyethyl)-1-(tetrahydro-2*H*-pyran-4-ylmethyl)-2*H*-pyrazolo[3,4-*c*]quinolin-4-amine as white crystals, mp 189-190 °C.

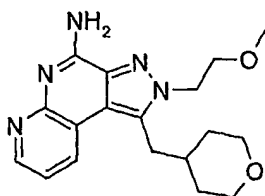
MS (APCI) m/z 341 ($M + H$)⁺;

Anal. Calcd for C₁₉H₂₄N₄O₂: C, 67.04; H, 7.11; N, 16.46. Found: C, 67.03; H, 7.22; N, 16.55.

10

Example 6

2-(2-Methoxyethyl)-1-(tetrahydro-2*H*-pyran-4-ylmethyl)-2*H*-pyrazolo[3,4-*c*][1,8]naphthyridin-4-amine

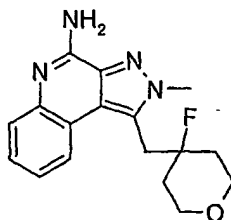


Hydrochloric acid (10 mL of 1M) was added to a solution of 2-*tert*-butoxycarbonylamino-3-pyridylboronic acid (2.59 g, 10.9 mmol), and the resulting mixture was heated at 80 °C for 45 minutes and allowed to cool to room temperature. Potassium carbonate (3.60 g, 26.0 mmol) was added with stirring, and then DME (20 mL), 4-bromo-1-(2-methoxyethyl)-5-(tetrahydro-2*H*-pyran-4-ylmethyl)-1*H*-pyrazole-3-carbonitrile (1.75 g, 5.33 mmol), and dichlorobis(triphenylphosphine)palladium(II) (190 mg, 0.27 mmol) were added. The reaction was carried out as described in Part C of Example 4. The crude product was purified by automated flash chromatography (eluting with 0% to 35% CMA in chloroform) followed by recrystallization from acetonitrile (30 mL) after hot filtration. The crystals were washed with cold acetonitrile and dried overnight in a vacuum oven at 60 °C to provide 0.13 g of 2-(2-methoxyethyl)-1-(tetrahydro-2*H*-pyran-4-ylmethyl)-2*H*-pyrazolo[3,4-*c*][1,8]naphthyridin-4-amine as light yellow needles, mp 230-233 °C.

Anal. calcd for C₁₈H₂₃N₅O₂: C, 63.32; H, 6.79; N, 20.51. Found: C, 63.37; H, 6.84; N, 20.59.

25

Example 7

1-[(4-Fluorotetrahydro-2H-pyran-4-yl)methyl]-2-methyl-
2H-pyrazolo[3,4-c]quinolin-4-amine

5

Part A

Diethyl 2-oxopropylphosphonate (12.8 mL, 1.1 eq) was added to a stirred solution of tetrahydropyran-4-one (6.06 g, 1.0 eq) in ethanol (148 mL) and then the mixture was cooled to 0 °C with an ice bath. A solution of potassium hydroxide (3.74 g, 1.1 eq) in water (38 mL) was added over a period of about 2 minutes. The ice bath was removed and the reaction mixture was stirred for 3 hours. The bulk of the ethanol was removed under reduced pressure while maintaining the temperature at ≤ 20 °C to provide about 32 g of a yellow liquid. The liquid was diluted with water (150 mL) and then extracted with dichloromethane (2 x 150 mL). The combined organics were dried over magnesium sulfate and then concentrated under reduced pressure while maintaining the temperature at ≤ 20 °C to provide 12.05 g of a pale yellow liquid. This material was purified by automated flash chromatography (eluting with 20% ethyl acetate in hexanes for 2 column volumes, with a gradient of 20-40% ethyl acetate in hexanes over 5 column volumes, and with 40% ethyl acetate in hexanes for 2 column volumes) to provide 7.02 g of 1-tetrahydro-4H-pyran-4-ylideneacetone. Analysis by ^1H NMR indicated clean product with residual ethyl acetate (14%).

15

20

Part B

A solution of sodium *tert*-butoxide (5.29 g, 1.1 eq) in ethanol (51 mL) was added to a mixture of the material from Part A (1.0 eq) and diethyl oxalate (7.45 mL, 1.1 eq). The vessel containing the material from part A and diethyl oxalate was rinsed with additional ethanol (27 mL) and the rinse was added to the reaction mixture. The reaction mixture was stirred for 2 hours and then cooled to 0 °C. Acetic acid (57 mL) was added and the reaction mixture was stirred for 5 minutes. Methylhydrazine (2.64 mL, 1.0 eq)

25

was added dropwise. After 15 minutes the ice bath was removed and the reaction mixture was stirred overnight. The reaction mixture was concentrated under reduced pressure and the residue was partitioned between 50% aqueous sodium carbonate (450 mL) and dichloromethane (250 mL). The aqueous layer was back extracted with dichloromethane (100 mL). The combined organics were dried over magnesium sulfate and then concentrated under reduced pressure at ambient temperature to provide 11.76 g of a yellow oil. This material was purified by automated flash chromatography (eluting with 30% ethyl acetate in hexanes for 1 column volume, with a gradient of 30-70% ethyl acetate in hexanes over 6 column volumes, and with 70% ethyl acetate in hexanes for 1 column volume) to provide 4.99 g of ethyl 1-methyl-5-(tetrahydro-4*H*-pyran-4-ylidenemethyl)-1*H*-pyrazole-3-carboxylate as a yellow oil. Analysis by HPLC, LCMS, TLC, and ¹H NMR indicated clean product with residual ethyl acetate (14%).

Part C

A solution of sodium hydroxide (1.99 g, 2.5 eq) in water (5 mL) was added to a stirred solution of the material from Part B (1.0 eq) in ethanol (50 mL). The reaction mixture was stirred for 30 minutes and then the bulk of the ethanol was removed under reduced pressure. The residue was diluted with dichloromethane (250 mL) and water (50 mL). The aqueous layer was acidified (pH about 1-2) with hydrochloric acid (50 mL of 1 M). The layers were separated and the aqueous layer was back extracted with dichloromethane (4 x 125 mL). The combined organics were dried over magnesium sulfate and then concentrated under reduced pressure to provide 4.82 g of 1-methyl-5-(tetrahydro-4*H*-pyran-4-ylidenemethyl)-1*H*-pyrazole-3-carboxylic acid.

Part D

1-Hydroxybenzotriazole hydrate (3.23 g, 1.2 eq) and 1-(3-dimethylaminopropyl)-3-ethylcarbodiimide hydrochloride (EDC, 4.58 g, 1.2 eq) were added sequentially to a solution of the material from Part C (1.0 eq) in DMF (25 mL). After 25 minutes the EDC was dissolved. After 1 hour the reaction mixture was cooled to 0 °C and concentrated ammonium hydroxide (5.3 mL, 4.0 eq) was added. Solids formed several minutes later. The reaction mixture was stirred for 30 minutes, diluted with water (100 mL), and then stirred for 20 minutes. The solids were isolated by filtration, rinsed with water (2 x 25 mL), and then dried to provide 3.69 g of 1-methyl-5-(tetrahydro-4*H*-pyran-4-ylidenemethyl)-1*H*-pyrazole-3-carboxamide as a white powder.

Part E

3-Chloroperoxybenzoic acid (4.51 g, 1.1 eq based on 70% titer) was added to a stirred suspension of the material from Part D (1.0 eq) in chloroform (83 ml). After several minutes a solution was obtained. The solution was stirred overnight, diluted with additional chloroform (275 mL), and then washed with a solution of saturated sodium bicarbonate:5% sodium hydroxide (20:1, 1 x 150 mL, then 1 x 100 mL). The organic layer was dried over magnesium sulfate and then concentrated under reduced pressure to provide a voluminous white foam. This material was concentrated from ethanol to provide 3.94 g of 5-(1,6-dioxaspiro[2.5]oct-2-yl)-1-methyl-1*H*-pyrazole-3-carboxamide as a white solid.

Part F

A suspension of the material from Part E (1.0 eq) in ethanol (170 mL) was warmed until most of the solid was dissolved and then cooled to 35 °C. 10% Palladium on carbon (400 mg) and ammonium formate (5.24 g, 5.0 eq) were added sequentially. The reaction mixture was allowed to cool to ambient temperature and stirred for 4 hours. The reaction mixture was filtered through a layer of CELITE filter agent. The filter cake was rinsed sequentially with ethanol (3 x 25 mL), methanol (4 x 25 mL), and 1:1 methanol:chloroform (total of about 500 mL). The filtrate was concentrated under reduced pressure to provide 5.74 g of a white solid. This material was triturated with ethanol (45 mL), isolated by filtration, rinsed with ethanol (3 x 8 mL), and then dried to provide 3.13 g of 5-[(4-hydroxytetrahydro-2*H*-pyran-4-yl)methyl]-1-methyl-1*H*-pyrazole-3-carboxamide as a white crystalline solid.

Part G

Triethylamine (5.13 mL, 3.0 eq) was added to a stirred suspension of a portion of the material from Part F (2.91 g, 1.0 eq). The mixture was cooled to 0 °C and trifluoroacetic anhydride (5.14 mL, 3.0 eq) was added dropwise over a period of 5 minutes. The reaction mixture was stirred for 2 hours, quenched with saturated sodium carbonate (50 mL), and then allowed to warm to ambient temperature. Water (50 mL) and dichloromethane (200 mL) were added sequentially. The organic layer was separated, dried over magnesium sulfate, and then concentrated under reduced pressure to provide a yellow oil. The oil was dissolved in methanol (80 mL). Solid potassium carbonate (420 mg, 0.25 eq) was added and the mixture was stirred for 30 minutes. Aqueous hydrochloric

acid (1.7 mL of 7 M, 1.0 eq) was added, the solution was stirred for 10 minutes, and then the bulk of the methanol was removed under reduced pressure. The residue was partitioned between dichloromethane (200 mL) and water (50 mL). The pH of the aqueous layer was adjusted to 7-8 with saturated sodium bicarbonate. The layers were separated and the aqueous layer was back extracted with dichloromethane (2 x 75 mL). The combined organics were dried over magnesium sulfate and then concentrated under reduced pressure to provide 2.37 g of a light yellow semisolid. This material was triturated with 5:95 methanol:chloroform (10 mL). A solid was isolated by filtration and rinsed with 5:95 methanol:chloroform (1 x 6 mL, then 1 x 2 mL) to provide 536 mg of 5-[[4-hydroxytetrahydro-2*H*-pyran-4-yl)methyl]-1-methyl-1*H*-pyrazole-3-carbonitrile as a white solid (lot 1). The filtrate was concentrated to provide a viscous yellow oil which was crystallized from warm ethanol (about 15 mL). A solid was isolated by filtration, rinsed with ethanol (2 x 5 mL), and then dried to provide 380 mg of 5-[[4-hydroxytetrahydro-2*H*-pyran-4-yl)methyl]-1-methyl-1*H*-pyrazole-3-carbonitrile as prisms (lot 2). The filtrate was concentrated to a semisolid. This material was purified by automated flash chromatography (eluting with 5:95 methanol:chloroform for 8 column volumes) to provide 0.47 g of 5-[[4-hydroxytetrahydro-2*H*-pyran-4-yl)methyl]-1-methyl-1*H*-pyrazole-3-carbonitrile (lot 3) as a white solid.

Part H

A solution of material from Part G (lots 1 and 2, 1.0 eq) in dichloromethane (41 mL) was cooled to 0 °C. [Bis(2-methoxyethyl)amino]sulfur trifluoride (1.14 mL, 1.5 eq) was added dropwise. The reaction mixture was stirred for 45 minutes, quenched with saturated sodium bicarbonate (20 mL), and allowed to warm to ambient temperature. Saturated sodium bicarbonate (50 mL) and dichloromethane (50 mL) were added sequentially. The layers were separated and the aqueous layer was back extracted with dichloromethane (30 mL). The combined organics were dried over magnesium sulfate and then concentrated under reduced pressure at ambient temperature to provide 1.19 g of a light orange oil. This material was purified by automated flash chromatography (eluting with 10% ethyl acetate in 2:1 hexanes:dichloromethane for 2 column volumes, a gradient of 10-30% ethyl acetate in 2:1 hexanes:dichloromethane over 8 column volumes, and 30% ethyl acetate in 2:1 hexanes:dichloromethane for 4 column volumes) to provide 401 mg of

5-[(4-fluorotetrahydro-2*H*-pyran-4-yl)methyl]-1-methyl-1*H*-pyrazole-3-carbonitrile as a clear colorless oil which crystallized on standing.

Part I

Potassium acetate (437 mg, 2.5 eq) was added to a stirred solution of the material
5 from Part H (1.0 eq) in acetic acid (4 mL). After the potassium acetate had dissolved,
bromine (0.13 mL, 1.4 eq) was added dropwise. The resulting red solution was stirred for
18 hours. Additional potassium acetate (2 eq), acetic acid (0.5 mL), and bromine (1.4 eq)
were added sequentially. The reaction mixture was stirred for 2.5 hours and then
quenched with saturated sodium thiosulfate until colorless (about 4 mL). The reaction
10 mixture was concentrated under reduced pressure and then diluted with water (10 mL) and
saturated sodium carbonate (10 mL added dropwise). The resulting foamy suspension was
combined with dichloromethane (50 mL). The aqueous layer was adjusted to about pH 8
with 5% sodium hydroxide. The layers were separated and the aqueous layer was back
extracted with dichloromethane (50 mL). The combined organics were dried over
15 magnesium sulfate and then concentrated under reduced pressure to provide 0.59 g of a
light yellow solid. The bulk of the material was dissolved in 10:90
methanol:dichloromethane (40 mL), loaded onto silica gel, and then purified by automated
flash chromatography (eluting with dichloromethane for 3 column volumes, a gradient of
0-10% ethyl acetate in dichloromethane over 5 column volumes, and then 10% ethyl
20 acetate in dichloromethane for 10 column volumes) to provide 474 mg of 4-bromo-5-[(4-
fluorotetrahydro-2*H*-pyran-4-yl)methyl]-1-methyl-1*H*-pyrazole-3-carbonitrile as a white
solid.

Part J

Water (2.5 mL) was added dropwise to a stirred solution of the material from Part I
25 (1.0 eq) in 1,2-dimethoxyethane (7.5 mL). 2-Aminophenylboronic acid hydrochloride
(460 mg, 1.7 eq) and potassium carbonate (712 mg, 3.3 eq) were added sequentially. The
reaction mixture was purged with nitrogen and then
dichlorobis(triphenylphosphine)palladium(II) (22 mg, 0.02 eq) was added. The reaction
mixture was heated at 75 °C for 9 hours and then allowed to cool to ambient temperature
30 over the weekend. The reaction mixture was concentrated under reduced pressure and the
residue was partitioned between dichloromethane (50 mL) and water (30 mL). The
organic layer was separated, dried over magnesium sulfate, and then concentrated under

reduced pressure to provide 2 g of a brown oil. This material was dissolved in ethanol (10 mL) and a precipitate formed immediately. Hydrochloric acid (0.90 mL of 7 M, 4.0 eq) was added and the resulting solution was heated at 75 °C for 4 hours. The reaction mixture was cooled to ambient temperature and then concentrated under reduced pressure.

5 The residue was partitioned between dichloromethane (75 mL) and an aqueous mixture of saturated sodium bicarbonate (25 mL) and water (25 mL). The aqueous layer was separated and then extracted with dichloromethane (2 x 40 mL). The combined organics were dried over magnesium sulfate and then concentrated under reduced pressure to provide 0.66 g of a brown foam. This material was purified by automated flash

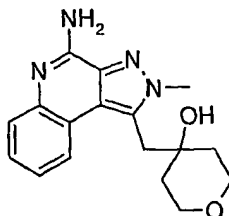
10 chromatography (eluting with a gradient of 0-20% CMA in chloroform over 10 column volumes and 20% CMA in chloroform for 3 column volumes) to provide 200 mg of a tan solid. This material was triturated with hot ethanol (about 8 mL), isolated by filtration, rinsed with ethanol (3 x 5 mL), and then dried (0.15 torr (20 Pa), 130 °C, 2 hours) to provide 143 mg of 1-[(4-fluorotetrahydro-2*H*-pyran-4-yl)methyl]-2-methyl-2*H*-

15 pyrazolo[3,4-*c*]quinolin-4-amine as a tan powder, mp 252-254 °C. ¹H NMR (500 MHz, DMSO-*d*₆): δ 8.16 (d, *J*=7.8 Hz, 1H), 7.47 (dd, *J*=1.2, 8.1 Hz, 1H), 7.32 (m, 1H), 7.17 (m, 1H), 6.65 (br s, 2H), 4.12 (s, 3H), 3.73 (m, 4H), 3.45 (m, 2H), 2.08 (m, 1H), 2.00 (m, 1H), 1.65 (m, 2H); MS (ESI) 315 *m/z* (M+H)⁺; Anal. calcd for C₁₇H₁₉FN₄O•0.04 EtOH•0.25 H₂O: C, 63.97; H, 6.20; N, 17.47. Found: C, 63.97; H, 6.10; N, 17.49.

20

Example 8

4-[(4-Amino-2-methyl-2*H*-pyrazolo[3,4-*c*]quinolin-1-yl)methyl]tetrahydro-2*H*-pyran-4-ol



25 Part A

Potassium acetate (0.52 g, 2.5 eq) was added to a stirred solution of 5-[(4-hydroxytetrahydro-2*H*-pyran-4-yl)methyl]-1-methyl-1*H*-pyrazole-3-carbonitrile (Example 7, Part G, lot 3, 0.47 g, 1.0 eq) in acetic acid (7 mL). The reaction mixture was stirred

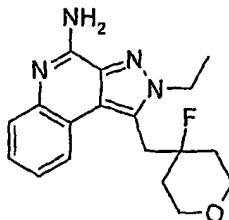
until all of the potassium acetate was dissolved. Bromine (0.15 mL, 1.4 eq) was added dropwise and the reaction was stirred for 16 hours. The reaction mixture was quenched with saturated sodium thiosulfate (4 mL) and then the bulk of the acetic acid was removed under reduced pressure. The residue was diluted with water (15 mL) and saturated sodium carbonate (about 10-12 mL) and then extracted with dichloromethane (3 x 25 mL). The combined organics were dried over magnesium sulfate and then concentrated under reduced pressure to provide 0.72 g of a yellow solid. This material was purified by automated flash chromatography (eluting with 30% CMA in chloroform for 7 column volumes) to provide 528 mg of 4-bromo-5-[(4-hydroxytetrahydro-2H-pyran-4-yl)methyl]-1-methyl-1H-pyrazole-3-carbonitrile as a colorless sticky semisolid.

Part B

The material from Part A (1.0 eq) was coupled with 2-aminophenylboronic acid hydrochloride (1.8 eq) and then cyclized using the general method of Example 7 Part J. The crude product was purified by automated flash chromatography (eluting with 20% CMA in chloroform for 3 column volumes, a gradient of 20-40% CMA in chloroform over 10 column volumes, and 40% CMA in chloroform for 3 column volumes) to provide a tan solid. This material was triturated with hot ethyl acetate (about 8 mL), isolated by filtration, rinsed with ethyl acetate (3 x 5 mL), and dried under high vacuum to provide 106 mg of 4-[(4-amino-2-methyl-2H-pyrazolo[3,4-c]quinolin-1-yl)methyl]tetrahydro-2H-pyran-4-ol as a tan powder, mp 260-262 (dec) °C. ¹H NMR (500 MHz, DMSO-d₆): δ 8.19 (dd, J=1.0, 8.0 Hz, 1H), 7.46 (dd, J=1.2, 8.1 Hz, 1H), 7.30 (m, 1H), 7.17 (m, 1H), 6.61 (s, 2H), 4.77 (s, 1H), 4.16 (s, 3H), 3.55 (m, 4H), 3.41 (s, 2H), 1.84 (m, 2H), 1.44 (br s, 1H), 1.39 (br s, 1H); MS (APCI) 313 m/z (M+H)⁺; Anal. calcd for C₁₇H₂₀N₄O₂•0.25 H₂O: C, 64.44; H, 6.52; N, 17.68. Found: C, 64.11; H, 6.32; N, 17.60

25

Example 9

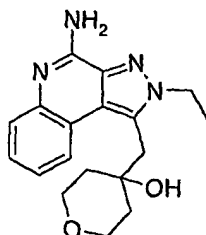
2-Ethyl-1-[(4-fluorotetrahydro-2H-pyran-4-yl)methyl]-
2H-pyrazolo[3,4-c]quinolin-4-amine

5 2-Ethyl-1-[(4-fluorotetrahydro-2H-pyran-4-yl)methyl]-2H-pyrazolo[3,4-
c]quinolin-4-amine was prepared according to the general method of Example 7 Parts A
through J using 1.3 eq of ethylhydrazine oxalate in lieu of methylhydrazine in part B. The
crude product was purified by automated flash chromatography (eluting with a gradient of
0-20% CMA in chloroform over 5 column volumes and 20% CMA in chloroform for 5
10 column volumes) to provide 170 mg of a tan solid. This material was triturated with
methanol (about 12 mL), isolated by filtration, rinsed with methanol (3 x 5 mL), and dried
under high vacuum to provide 112 mg of 2-ethyl-1-[(4-fluorotetrahydro-2H-pyran-4-
yl)methyl]-2H-pyrazolo[3,4-c]quinolin-4-amine as a tan powder, mp 275-277 °C. ¹H
NMR (500 MHz, DMSO-d₆): δ 8.15 (d, J=7.6 Hz, 1H), 7.48 (dd, J=1.2, 8.1 Hz, 1H), 7.20
15 (m, 1H), 7.17 (m, 1H), 6.64 (br s, 2H), 4.44 (q, J=7.2 Hz, 2H), 3.73 (m, 4H), 3.44 (t,
J=11.3 Hz, 2H), 2.10 (ddd, J=5.4, 13.5, 13.5 Hz, 1H), 1.97 (ddd, J=5.6, 13.6, 13.6 Hz,
1H), 1.64 (m, 2H), 1.48 (t, J=7.1 Hz, 3H); MS (ESI) 329 m/z (M+H)⁺; Anal. calcd for
C₁₈H₂₁FN₄O: C, 65.84; H, 6.45; N, 17.06. Found: C, 65.56; H, 6.24; N, 16.93.

20

Example 10

4-[(4-Amino-2-ethyl-2H-pyrazolo[3,4-c]quinolin-1-yl)methyl]tetrahydro-2H-pyran-4-ol



Part A

Di(*tert*-butyl) 2-ethyl-1-methyl-2*H*-pyrazolo[3,4-*c*]quinolin-4-ylimidodicarbonate was prepared according to the method of Example 1 Part E using 2-ethyl-1-methyl-2*H*-pyrazolo[3,4-*c*]quinolin-4-amine (International Publication Number WO 2005/079195, Example 35) in lieu of 1-methyl-2-propyl-2*H*-pyrazolo[3,4-*c*]quinolin-4-amine. The crude product was triturated with hexanes to provide 13.34 g di(*tert*-butyl) 2-ethyl-1-methyl-2*H*-pyrazolo[3,4-*c*]quinolin-4-ylimidodicarbonate as a white granular solid.

Part B

Di(*tert*-butyl) 2-ethyl-1-methyl-2*H*-pyrazolo[3,4-*c*]quinolin-4-ylimidodicarbonate was reacted with tetrahydro-4*H*-pyran-4-one according to the method of Example 2 using di(*tert*-butyl) 2-ethyl-1-methyl-2*H*-pyrazolo[3,4-*c*]quinolin-4-ylimidodicarbonate in lieu of di(*tert*-butyl) 1-methyl-2-propyl-2*H*-pyrazolo[3,4-*c*]quinolin-4-ylimidodicarbonate. The crude product was recrystallized acetonitrile provide 0.349 g 4-[(4-amino-2-ethyl-2*H*-pyrazolo[3,4-*c*]quinolin-1-yl)methyl]tetrahydro-2*H*-pyran-4-ol as off-white crystals, mp 253-255 °C.

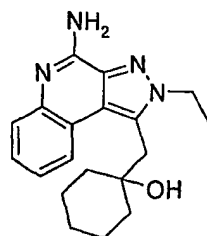
MS (ESI) m/z 327.28 (M + H)⁺

Anal. Calcd for C₁₈H₂₂N₄O₂: C, 66.24; H, 6.79; N, 17.16. Found: C, 66.45; H, 7.05; N, 17.24.

20

Example 11

1-[(4-Amino-2-ethyl-2*H*-pyrazolo[3,4-*c*]quinolin-1-yl)methyl]cyclohexanol



1-[(4-Amino-2-ethyl-2*H*-pyrazolo[3,4-*c*]quinolin-1-yl)methyl]cyclohexanol was prepared according to the method of Example 1 Part F using di(*tert*-butyl) 2-ethyl-1-methyl-2*H*-pyrazolo[3,4-*c*]quinolin-4-ylimidodicarbonate in lieu of di(*tert*-butyl) 1-methyl-2-propyl-2*H*-pyrazolo[3,4-*c*]quinolin-4-ylimidodicarbonate and cyclohexanone in lieu of cyclobutanone. The crude product was recrystallized from acetonitrile to provide

0.560 g of 1-[(4-amino-2-ethyl-2*H*-pyrazolo[3,4-*c*]quinolin-1-yl)methyl]cyclohexanol as a white powder, mp 211.5-213 °C.

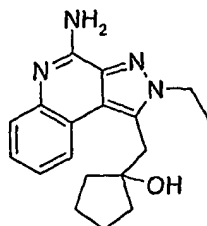
MS (ESI) m/z 325.23 ($M + H$)⁺

Anal. Calcd for C₁₉H₂₄N₄O: C, 70.34; H, 7.46; N, 17.27. Found: C, 70.19; H, 7.57; N, 17.35.

5

Example 12

1-[(4-Amino-2-ethyl-2*H*-pyrazolo[3,4-*c*]quinolin-1-yl)methyl]cyclopentanol



10 1-[(4-Amino-2-ethyl-2*H*-pyrazolo[3,4-*c*]quinolin-1-yl)methyl]cyclopentanol was prepared according to the method of Example 1 Part F using di(*tert*-butyl) 2-ethyl-1-methyl-2*H*-pyrazolo[3,4-*c*]quinolin-4-ylimidodicarbonate in lieu of di(*tert*-butyl) 1-methyl-2-propyl-2*H*-pyrazolo[3,4-*c*]quinolin-4-ylimidodicarbonate and cyclopentanone in lieu of cyclobutanone. The crude product was triturated with acetonitrile and isolated by

15 filtration to provide 0.414 g of 1-[(4-amino-2-ethyl-2*H*-pyrazolo[3,4-*c*]quinolin-1-yl)methyl]cyclopentanol as a white powder, mp 256-259 °C.

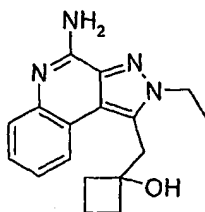
MS (ESI) m/z 311.32 ($M + H$)⁺

Anal. Calcd for C₁₈H₂₂N₄O•0.02CHCl₃: C, 69.20; H, 7.10; N, 17.91. Found: C, 68.95; H, 6.79; N, 17.83.

20

Example 13

1-[(4-Amino-2-ethyl-2*H*-pyrazolo[3,4-*c*]quinolin-1-yl)methyl]cyclobutanol



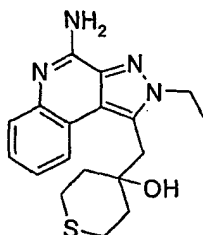
1-[(4-Amino-2-ethyl-2*H*-pyrazolo[3,4-*c*]quinolin-1-yl)methyl]cyclobutanol was prepared according to the method of Example 1 Part F using di(*tert*-butyl) 2-ethyl-1-methyl-2*H*-pyrazolo[3,4-*c*]quinolin-4-ylimidodicarbonate in lieu of di(*tert*-butyl) 1-methyl-2-propyl-2*H*-pyrazolo[3,4-*c*]quinolin-4-ylimidodicarbonate. The crude product was triturated with acetonitrile and isolated by filtration to provide 0.396 g of 1-[(4-amino-2-ethyl-2*H*-pyrazolo[3,4-*c*]quinolin-1-yl)methyl]cyclobutanol as a white solid, mp 245-247 °C.

MS (ESI) m/z 297.26 ($M + H$)⁺

Anal. Calcd for C₁₇H₂₀N₄O: C, 68.90; H, 6.80; N, 18.90. Found: C, 68.66; H, 6.72; N, 18.83.

Example 14

4-[(4-Amino-2-ethyl-2*H*-pyrazolo[3,4-*c*]quinolin-1-yl)methyl]tetrahydro-2*H*-thiopyran-4-ol



4-[(4-Amino-2-ethyl-2*H*-pyrazolo[3,4-*c*]quinolin-1-yl)methyl]tetrahydro-2*H*-thiopyran-4-ol was prepared according to the method of Example 1 Part F using di(*tert*-butyl) 2-ethyl-1-methyl-2*H*-pyrazolo[3,4-*c*]quinolin-4-ylimidodicarbonate in lieu of di(*tert*-butyl) 1-methyl-2-propyl-2*H*-pyrazolo[3,4-*c*]quinolin-4-ylimidodicarbonate and 4-oxothiane in lieu of cyclobutanone. The crude product was recrystallized from acetonitrile to provide 0.475 g of 4-[(4-amino-2-ethyl-2*H*-pyrazolo[3,4-*c*]quinolin-1-yl)methyl]tetrahydro-2*H*-thiopyran-4-ol as a white powder, mp 251.5-255 °C.

MS (ESI) m/z 343.29 ($M + H$)⁺

Anal. Calcd for C₁₈H₂₂N₄OS: C, 63.13; H, 6.48; N, 16.36; S, 9.36. Found: C, 63.02; H, 6.67; N, 16.37; S, 9.36.

Example 15

1-Acetyl-4-[(4-amino-2-ethyl-2H-pyrazolo[3,4-c]quinolin-1-yl)methyl]piperidin-4-ol



Part A

5 4-[(4-Amino-2-ethyl-2H-pyrazolo[3,4-c]quinolin-1-yl)methyl]piperidin-4-ol was prepared according to the method of Example 1 Part F using di(*tert*-butyl) 2-ethyl-1-methyl-2H-pyrazolo[3,4-c]quinolin-4-ylimidodicarbonate in lieu of di(*tert*-butyl) 1-methyl-2-propyl-2H-pyrazolo[3,4-c]quinolin-4-ylimidodicarbonate and *tert*-butyl 4-oxopiperidine-1-carboxylate in lieu of cyclobutanone. The crude product was
10 recrystallized from acetonitrile to provide 1.09 g of 1-[(4-amino-2-ethyl-2H-pyrazolo[3,4-c]quinolin-1-yl)methyl]piperidin-4-ol as an off-white solid.

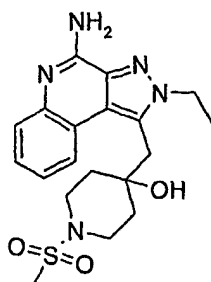
Part B

Acetic anhydride (88 μ L, 0.922 mmol) was added to a slurry of 4-[(4-amino-2-ethyl-2H-pyrazolo[3,4-c]quinolin-1-yl)methyl]piperidin-4-ol (0.300 g, 0.922 mmol) in
15 chloroform (10 mL). After 16 hours, the solution was purified via automated flash chromatography eluting with a linear gradient of 2-25% CMA in chloroform. The residue was triturated in acetonitrile and isolated by filtration to provide 0.209 g of 1-acetyl-4-[(4-amino-2-ethyl-2H-pyrazolo[3,4-c]quinolin-1-yl)methyl]piperidin-4-ol as a white solid, mp 231-232.5 $^{\circ}$ C.

20 MS (ESI) m/z 368.20 (M + H)⁺

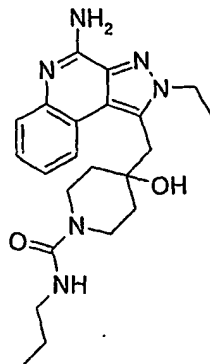
Anal. Calcd for C₂₀H₂₅N₅O₂: C, 65.37; H, 6.86; N, 19.06. Found: C, 65.14; H, 7.03; N, 19.25.

Example 16

4-[(4-Amino-2-ethyl-2*H*-pyrazolo[3,4-*c*]quinolin-1-yl)methyl]-
1-(methylsulfonyl)piperidin-4-ol

- 5 Methanesulfonic anhydride (0.160 g, 0.922 mmol) was added to a slurry of 4-[(4-amino-2-ethyl-2*H*-pyrazolo[3,4-*c*]quinolin-1-yl)methyl]piperidin-4-ol (0.300 g, 0.922 mmol) in chloroform (10 mL). After 16 hours, 2M aqueous sodium carbonate was added and the biphasic mixture was stirred for 30 minutes resulting in a white precipitate. The mixture was extracted with 10% methanol in dichloromethane. The solution was
- 10 concentrated. The residue was purified via automated flash chromatography and recrystallized from acetonitrile to provide 0.165 g of 4-[(4-amino-2-ethyl-2*H*-pyrazolo[3,4-*c*]quinolin-1-yl)methyl]-1-(methylsulfonyl)piperidin-4-ol as a white solid, mp 268-270 °C.
- MS (ESI) m/z 404.30 ($M + H$)⁺
- 15 Anal. Calcd for C₁₉H₂₅N₅O₃S•0.3 H₂O•0.15 CH₃CN: C, 55.97; H, 6.32; N, 17.43; S, 7.74. Found: C, 56.33; H, 6.23; N, 17.56; S, 7.73.

Example 17

4-[(4-Amino-2-ethyl-2*H*-pyrazolo[3,4-*c*]quinolin-1-yl)methyl]-
4-hydroxy-*N*-propylpiperidine-1-carboxamide

5 *n*-Propyl isocyanate (86 μ L, 0.922 mmol) was added to a slurry of 4-[(4-amino-2-ethyl-2*H*-pyrazolo[3,4-*c*]quinolin-1-yl)methyl]piperidin-4-ol (0.300 g, 0.922 mmol) in chloroform (10 mL). After 16 hours, the solution was purified via automated flash chromatography eluting with a linear gradient of 2-25% CMA in chloroform. The residue was triturated in acetonitrile and isolated by filtration to provide 0.277 g of 4-[(4-amino-2-ethyl-2*H*-pyrazolo[3,4-*c*]quinolin-1-yl)methyl]-4-hydroxy-*N*-propylpiperidine-1-

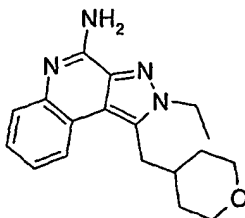
10 carboxamide as a flocculent white solid, mp 208.5-210 $^{\circ}$ C.

MS (ESI) m/z 411.28 ($M + H$)⁺

Anal. Calcd for $C_{22}H_{30}N_6O_2 \cdot 0.3 H_2O$: C, 63.53; H, 7.42; N, 20.21. Found: C, 63.49; H, 7.16; N, 20.09.

15

Example 18

2-Ethyl-1-(tetrahydro-2*H*-pyran-4-ylmethyl)-2*H*-pyrazolo[3,4-*c*]quinolin-4-amine

20 2-Ethyl-1-(tetrahydro-2*H*-pyran-4-ylmethyl)-2*H*-pyrazolo[3,4-*c*]quinolin-4-amine was prepared according to the methods of Example 3 parts A-I. Ethylhydrazine oxalate

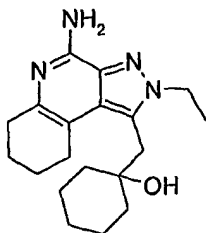
was used in lieu of propylhydrazine oxalate in part C. The crude product was recrystallized from acetonitrile to provide 0.371 g of 2-ethyl-1-(tetrahydro-2*H*-pyran-4-ylmethyl)-2*H*-pyrazolo[3,4-*c*]quinolin-4-amine as tan crystals, m.p. 226.0-228.0 °C.

MS (ESI) *m/z* 311.29 (*M* + *H*)⁺

5 Anal. Calcd for C₁₈H₂₂N₄O: C, 69.65; H, 7.14; N, 18.05. Found: C, 69.81; H, 7.26; N, 18.29.

Example 19

10 1-[(4-Amino-2-ethyl-6,7,8,9-tetrahydro-2*H*-pyrazolo[3,4-*c*]quinolin-1-yl)methyl]cyclohexanol



15 1-[(4-Amino-2-ethyl-2*H*-pyrazolo[3,4-*c*]quinolin-1-yl)methyl]cyclohexanol (0.226 g, 0.70 mmol) and platinum(IV) oxide (0.107 g, 0.47 mmol) were slurried in trifluoroacetic acid (10 mL). The flask was degassed three times and charged to 50 psi hydrogen (3.45 x 10⁵ Pa). After 16 hours, the catalyst was removed via filtration through a bed of CELITE filter agent, rinsing with methanol. The filtrate was concentrated. The oily residue was dissolved in 6*N* hydrochloric acid (3 mL). The acidic mixture was brought to pH 14 using 50% aqueous sodium hydroxide. The mixture was extracted with 10% methanol in dichloromethane, dried over anhydrous sodium sulfate, and

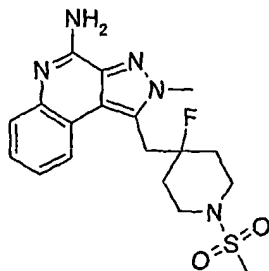
20 concentrated. The material was purified via automated flash chromatography eluting with a linear gradient of 2-20% CMA in chloroform. The resulting white solid was triturated in acetonitrile and then isolated by filtration to provide 0.085 g of 1-[(4-amino-2-ethyl-6,7,8,9-tetrahydro-2*H*-pyrazolo[3,4-*c*]quinolin-1-yl)methyl]cyclohexanol as a white solid, m.p. 232-234 °C.

25 MS (ESI) *m/z* 329.44 (*M* + *H*)⁺

Anal. Calcd for C₁₉H₂₈N₄O: C, 69.48; H, 8.59; N, 17.06. Found: C, 69.28; H, 8.51; N, 17.06.

Example 20

1-{{4-Fluoro-1-(methylsulfonyl)piperidin-4-yl}methyl}-2-methyl-2H-pyrazolo[3,4-c]quinolin-4-amine



5 Part A

The method described in Part A of Example 3 was followed using 1-Boc-4-piperidinone (46.6 g, 0.234 mol) instead of tetrahydro-4H-pyran-4-one. The crude product was purified by column chromatography on silica gel (eluting with 5% ethyl acetate in hexanes) and then concentrated from ethyl acetate/hexanes to provide 23.7 g of *tert*-butyl 4-(2-oxopropylidene)piperidine-1-carboxylate as a white solid.

Part B

A solution of *tert*-butyl 4-(2-oxopropylidene)piperidine-1-carboxylate (20.0 g, 83.6 mmol) and diethyl oxalate (24.9 mL, 2.2 equivalents (eq.)) in ethanol (15 mL) was added to a solution of potassium ethoxide (15.47 g, 2.2 eq.) in ethanol (170 mL) at room temperature. The addition vessel was rinsed with ethanol (2x5 mL), and the rinses were added to the reaction. The reaction was stirred for 1 hour and then cooled in an ice bath to 4 °C. Acetic acid (100 mL) was added, and the reaction was stirred for several minutes to allow internal temp to return to 4 °C. Methyl hydrazine (19.4 mL, 4.4 eq) was added dropwise over a period of five minutes. After 15 minutes the ice bath was removed, and the reaction mixture was stirred for 1 hour. The reaction mixture was concentrated under reduced pressure and the residue was partitioned between water (300 mL) and dichloromethane (400 mL). Saturated aqueous sodium carbonate (100 mL) was added portionwise followed by 50% aqueous sodium hydroxide (40 mL) and 5% aqueous sodium hydroxide (100 mL) to adjust the mixture to pH 8. The aqueous layer was separated and extracted with dichloromethane (2 x 300 mL). The combined organics were dried over magnesium sulfate and then concentrated under reduced pressure to provide 38 g of brown oil. This material was purified by automated flash chromatography (eluting

with *tert*-butyl methyl ether) to provide 6.2 g of *tert*-butyl 4-[(5-ethoxycarbonyl-2-methyl-2*H*-pyrazol-3-yl)methylene]piperidine-1-carboxylate as a yellow oil.

Part C

The material from Part B (6.03 g, 17.2 mmol) was treated according to the method of Part C of Example 7 with the modification that at the end of the reaction, the reaction mixture was cooled to 0 °C, and hydrochloric acid (40 mL of 1 M) was added dropwise. Approximately half the solvent was removed under reduced pressure, and a precipitate formed and was collected by filtration, washed with cold water (2 x 25 mL), and dried under high vacuum to provide 3.71 g of *tert*-butyl 4-[(5-carboxy-2-methyl-2*H*-pyrazol-3-yl)methylene]piperidine-1-carboxylate as a white solid.

Part D

The material from Part C was treated according to the methods of Parts D, E, and F of Example 7. The crude solid obtained from Part F was partitioned between dichloromethane (200 mL) and water (100 mL). The aqueous solution was separated and extracted with chloroform (3 x 100 mL). The organic fractions were combined, dried over magnesium sulfate, and filtered. The filter cake was washed with chloroform (5 x 60 mL). The combined filtrates were concentrated under reduced pressure to provide 6.33 g of white foam, which was suspended in chloroform (125 mL), isolated by filtration, washed with chloroform (2 x 10 mL), and dried to provide 3.8 g of *tert*-butyl 4-[(5-carbamoyl-2-methyl-2*H*-pyrazol-3-yl)methyl]-4-hydroxypiperidine-1-carboxylate as a white solid. The filtrate was concentrated and dried to give an additional 3.0 g of product. Both solids contained chloroform and a trace impurity.

Part E

The material from Part D was treated with triethylamine and trifluoroacetic anhydride according to the method of Part G of Example 7. The crude yellow oil that was obtained was purified by automated flash chromatography (eluting with a gradient of 30% hexanes in *tert*-butyl methyl ether to 100% *tert*-butyl methyl ether over 4 column volumes and then 100% *tert*-butyl methyl ether for 3 column volumes) and dried under high vacuum to provide 3.62 of the trifluoroacetate ester of *tert*-butyl 4-[(5-cyano-2-methyl-2*H*-pyrazol-3-yl)methyl]-4-hydroxypiperidine-1-carboxylate as a colorless oil. A portion of the oil (3.43 g) was dissolved in methanol (80 mL), and concentrated ammonium hydroxide (1.6 mL) was added. The reaction was stirred for 1 hour and concentrated

under reduced pressure. The residue was concentrated from chloroform (2 x 100 mL) and purified by automated flash chromatography (eluting with 20% CMA in chloroform) to provide 2.50 g of *tert*-butyl 4-[(5-cyano-2-methyl-2*H*-pyrazol-3-yl)methyl]-4-hydroxypiperidine-1-carboxylate as a sticky white solid, which was converted to *tert*-butyl 4-[(4-bromo-5-cyano-2-methyl-2*H*-pyrazol-3-yl)methyl]-4-fluoropiperidine-1-carboxylate according to the methods of Parts H and I of Example 7.

Part F

Hydrochloric acid (0.55 mL of 6 M) was added to a suspension of *tert*-butyl 4-[(4-bromo-5-cyano-2-methyl-2*H*-pyrazol-3-yl)methyl]-4-fluoropiperidine-1-carboxylate (446 mg, 1.11 mmol) in ethanol (10 mL), and the reaction was heated at 70 °C for 1.5 hours, allowed to cool to room temperature, and concentrated under reduced pressure to provide 4-bromo-5-[(4-fluoropiperidin-4-yl)methyl]-1-methyl-1*H*-pyrazole-3-carbonitrile hydrochloride as a white solid.

Part G

Triethylamine (0.62 mL, 4.0 eq.) was added to a stirred suspension of the material from Part F in dichloromethane (11 mL), and the mixture was cooled to 0 °C. Methanesulfonyl chloride (0.095 mL, 1.1 eq.) was added, and the resulting solution was stirred for 1.5 hours. Saturated aqueous sodium bicarbonate (20 mL) was added, and the mixture was allowed to warm to room temperature and diluted with dichloromethane (75 mL). The organic layer was separated, dried over magnesium sulfate, filtered, and concentrated under reduced pressure to provide 0.43 g of a white solid. The solid was triturated with hot ethanol (15 mL), allowed to cool to room temperature, isolated by filtration, washed with ethanol (2 x 5 mL), and dried under high vacuum to provide 351 mg of 4-bromo-5-[[4-fluoro-1-(methylsulfonyl)piperidin-4-yl]methyl]-1-methyl-1*H*-pyrazole-3-carbonitrile as a white solid.

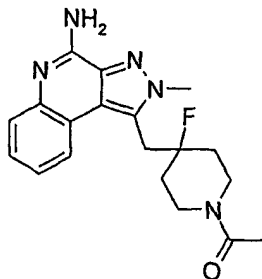
Part H

The reaction conditions and purification methods described in Part J of Example 7 were used to treat the material from Part G. 1-[[4-Fluoro-1-(methylsulfonyl)piperidin-4-yl]methyl]-2-methyl-2*H*-pyrazolo[3,4-*c*]quinolin-4-amine (71 mg) was obtained as a tan powder, mp 283-285 °C. ¹H NMR (300 MHz, DMSO-*d*₆): δ 8.17 (d, J=7.8 Hz, 1H), 7.47 (dd, J=1.2, 8.1 Hz, 1H), 7.32 (m, 1H), 7.17 (m, 1H), 6.67 (br s, 2H), 4.11 (s, 3H), 3.76 (dd, J=22.8 Hz, 2H), 3.46 (m, 2H), 2.86 (s, 3H), 2.80 (m, 2H), 1.98-2.28 (m, 2H), 1.86 (m,

2H); MS (APCI) 392 m/z ($M+H$)⁺; Anal. calcd for C₁₈H₂₂FN₅O₂S: C, 55.23; H, 5.66; N, 17.89. Found: C, 54.99; H, 5.55; N, 17.70.

Example 21

5 1-[(1-Acetyl-4-fluoropiperidin-4-yl)methyl]-2-methyl-2*H*-pyrazolo[3,4-*c*]quinolin-4-amine



Part A

Triethylamine (3.4 mL, 3.0 eq.) was added to a stirred suspension of 4-bromo-5-
 10 [(4-fluoropiperidin-4-yl)methyl]-1-methyl-1*H*-pyrazole-3-carbonitrile hydrochloride (2.7 g, 8.0 mmol) in dichloromethane (80 mL), and the mixture was cooled to 0 °C. Acetyl chloride (0.74 mL, 1.3 eq.) was added, and the resulting solution was stirred for 1.5 hours and concentrated under reduced pressure. The residue was dissolved in dichloromethane (300 mL), and the resulting solution was washed with water (100 mL), dried over
 15 magnesium sulfate, filtered, and concentrated under reduced pressure to provide 2.58 g of a white foam. The foam was purified by automated flash chromatography (eluting with a gradient of 0-20% CMA in chloroform over 8 column volumes) to provide 0.94 g of 5-[(1-acetyl-4-fluoropiperidin-4-yl)methyl]-4-bromo-1-methyl-1*H*-pyrazole-3-carbonitrile, which was concentrated from 1,2-dimethoxyethane (75 mL) prior to the next step.

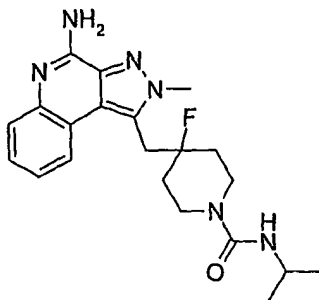
20 Part B

The reaction conditions and purification methods described in Part J of Example 7 were used to treat the material from Part A. 1-[(1-Acetyl-4-fluoropiperidin-4-yl)methyl]-
 2-methyl-2*H*-pyrazolo[3,4-*c*]quinolin-4-amine (176 mg) was obtained as a white powder, mp 241-243 °C. ¹H NMR (300 MHz, DMSO-*d*₆): δ 8.14 (d, *J*=7.9 Hz, 1H), 7.47 (dd, *J*=1.1, 8.1 Hz, 1H), 7.32 (m, 1H), 7.16 (m, 1H), 6.66 (br s, 2H), 4.30 (br d, *J*=12.7 Hz, 1H), 4.11 (s, 3H), 3.71 (d, *J*=22.4 Hz, 2H), 3.70 (m, 1H), 3.12 (m, 1H), 2.61 (m, 1H), 2.00

(s, 3H), 1.74-2.14 (m, 4H); MS (ESI) 356 m/z (M+H)⁺; Anal. calcd for C₁₉H₂₂FN₅O: C, 64.21; H, 6.24; N, 19.70. Found: C, 64.21; H, 6.04; N, 19.73.

Example 22

5 4-[(4-Amino-2-methyl-2*H*-pyrazolo[3,4-*c*]quinolin-1-yl)methyl]-4-fluoro-*N*-isopropylpiperidine-1-carboxamide



Part A

10 Triethylamine (1.5 mL, 1.5 eq.) was added to a stirred suspension of 4-bromo-5-[(4-fluoropiperidin-4-yl)methyl]-1-methyl-1*H*-pyrazole-3-carbonitrile hydrochloride (2.28 g, 6.75 mmol) in dichloromethane (67 mL), and isopropyl isocyanate (1.34 mL, 2.0 eq.) was added to the resulting solution. The reaction was stirred for 1.5 hours and concentrated under reduced pressure. The residue was dissolved in dichloromethane (300 mL), and the resulting solution was washed with water (100 mL), dried over magnesium sulfate, filtered, and concentrated under reduced pressure to provide 2.45 g of a white foam. The foam was purified by automated flash chromatography (eluting with a gradient of 0-10% CMA in chloroform over 8 column volumes) to provide 1.39 g of 4-[(4-bromo-5-cyano-2-methyl-2*H*-pyrazol-3-yl)methyl]-4-fluoro-*N*-isopropylpiperidine-1-carboxamide.

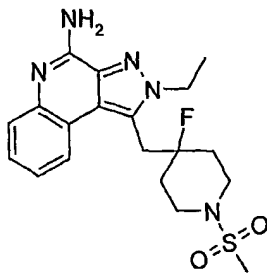
20 Part B

The reaction conditions and purification methods described in Part J of Example 7 were used to treat the material from Part A. 4-[(4-Amino-2-methyl-2*H*-pyrazolo[3,4-*c*]quinolin-1-yl)methyl]-4-fluoro-*N*-isopropylpiperidine-1-carboxamide (0.14 g) was obtained as a white powder, mp 241-244 °C. ¹H NMR (300 MHz, DMSO-*d*₆): δ 8.14 (d, *J*=7.4 Hz, 1H), 7.47 (dd, *J*=1.2, 8.1 Hz, 1H), 7.32 (m, 1H), 7.16 (m, 1H), 6.65 (br s, 2H), 6.17 (d, *J*=7.6 Hz, 1H), 4.11 (s, 3H), 3.67-3.89 (m, 5H), 2.73 (m, 2H), 1.64-2.00 (m, 4H),

1.03 (d, J=6.6 Hz, 6H); MS (ESI) m/z 399 (M+H)⁺; Anal. calcd for C₂₁H₂₇FN₆O•0.02 CHCl₃: C, 62.98; H, 6.79; N, 20.96. Found: C, 62.59; H, 6.60; N, 20.69.

Example 23

5 2-Ethyl-1-{[4-fluoro-1-(methylsulfonyl)piperidin-4-yl]methyl}-2H-pyrazolo[3,4-c]quinolin-4-amine



Part A

Starting with *tert*-butyl 4-(2-oxopropylidene)piperidine-1-carboxylate (25.0 g, 105
 10 mmol) in lieu of 1-tetrahydro-4H-pyran-4-ylideneacetone and ethyl hydrazine oxalate
 (69.0 g, 460 mmol) in lieu of methyl hydrazine, the general methods of Parts B through F
 of Example 7 were followed to provide *tert*-butyl 4-[(5-carbamoyl-2-ethyl-2H-pyrazol-3-
 yl)methyl]-4-hydroxypiperidine-1-carboxylate (3.25 g, 9.22 mmol), which was treated
 with triethylamine and trifluoroacetic anhydride according to the method of Part G of
 15 Example 7. The crude yellow oil that was obtained was dissolved in methanol (50 mL),
 and concentrated ammonium hydroxide (1.84 mL) was added. The reaction was stirred
 for 1 hour and concentrated under reduced pressure. The residue was partitioned between
 water (100 mL) and chloroform (100 mL). The aqueous layer was separated and extracted
 with chloroform (2 x 100 mL). The combined organic fractions were dried over
 20 magnesium sulfate, filtered, and concentrated under reduced pressure. The residue was
 purified by automated flash chromatography (eluting with chloroform for 4 column
 volumes and then a gradient of 0-20% CMA in chloroform over 6 column volumes) and
 dried under high vacuum to provide 2.56 g of *tert*-butyl 4-[(5-cyano-2-ethyl-2H-pyrazol-3-
 yl)methyl]-4-hydroxypiperidine-1-carboxylate as a yellow oil, which was converted to
 25 *tert*-butyl 4-[(4-bromo-5-cyano-2-ethyl-2H-pyrazol-3-yl)methyl]-4-fluoropiperidine-1-
 carboxylate according to the methods of Parts H and I of Example 7.

Part B

Hydrochloric acid (2.64 mL of 6 M) was added to a suspension of *tert*-butyl 4-[(4-bromo-5-cyano-2-ethyl-2*H*-pyrazol-3-yl)methyl]-4-fluoropiperidine-1-carboxylate (3.3 g, 7.95 mmol) in ethanol (80 mL), and the reaction was heated at 80 °C for 2 hours, allowed
5 to cool to room temperature, and concentrated under reduced pressure to provide 4-bromo-1-ethyl-5-[(4-fluoropiperidin-4-yl)methyl]-1*H*-pyrazole-3-carbonitrile hydrochloride as a white solid.

Part C

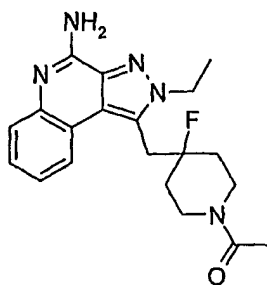
Triethylamine (11.1 mL, 79.5 mmol) and methanesulfonyl chloride (1.24 mL, 15.9
10 mmol) were sequentially added to a mixture of the material from Part B in dichloromethane (80 mL), and the reaction was stirred for 5 minutes. Brine (40 mL) was added, and the aqueous layer was separated and extracted with dichloromethane (2 x 100 mL). The combined organic fractions were dried over magnesium sulfate, filtered, and concentrated under reduced pressure to provide a brown foam. The foam was purified by
15 automated flash chromatography (eluting with a gradient of 0-10% CMA in chloroform over 8 column volumes) to provide 1.9 g of 4-bromo-1-ethyl-5-[[4-fluoro-1-(methylsulfonyl)piperidin-4-yl]methyl]-1*H*-pyrazole-3-carbonitrile as a tan foam.

Part D

The general reaction conditions and purification methods described in Part J of
20 Example 7 were used to treat the material from Part C (1.0 g). 2-Ethyl-1-[[4-fluoro-1-(methylsulfonyl)piperidin-4-yl]methyl]-2*H*-pyrazolo[3,4-*c*]quinolin-4-amine (150 mg) was obtained as a light tan solid, mp 269-271 °C. ¹H NMR (300 MHz, DMSO-*d*₆): 8.16 (d, J=7.7 Hz, 1H), 7.48 (dd, J=8.0, 1.1 Hz, 1H), 7.32 (td, J=7.5, 1.0 Hz, 1H), 7.18 (td, J=7.5, 1.2 Hz, 1H), 6.64 (s, 2H), 4.44 (q, J=7.2 Hz, 2H), 3.76 (d, J=22.9 Hz, 2H), 3.46 (d,
25 J=11.2 Hz, 2H), 2.86 (s, 3H), 2.80 (t, J=12.3 Hz, 2H), 2.03 (m, 4H), 1.49 (t, J=7.1 Hz, 3H), 1.03 (d, J=6.6 Hz, 6H); MS (EI) *m/z* 406 (M+H)⁺; Anal. calcd for C₁₉H₂₄FN₅O₂S: C, 56.28; H, 5.97; N, 17.27. Found: C, 55.99; H, 5.71; N, 17.05.

Example 24

30 1-[(1-Acetyl-4-fluoropiperidin-4-yl)methyl]-2-ethyl-2*H*-pyrazolo[3,4-*c*]quinolin-4-amine



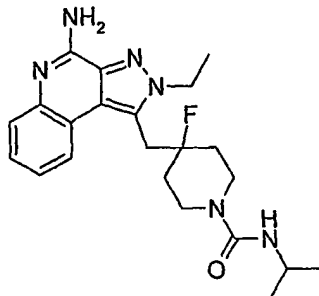
Part A

Triethylamine (3.35 mL, 24.0 mmol) was added to a stirred suspension of 4-bromo-1-ethyl-5-[(4-fluoropiperidin-4-yl)methyl]-1*H*-pyrazole-3-carbonitrile
 5 hydrochloride (2.52 g, 8.0 mmol) in dichloromethane (80 mL), and the resulting solution was cooled to 0 °C. Acetyl chloride (0.74 mL, 10.4 mmol) was added dropwise, and the resulting solution was stirred for 1 hour. Water (50 mL) was added, and then the aqueous layer was separated and extracted with dichloromethane (2 x 100 mL). The combined organic fractions were dried over magnesium sulfate, filtered, and concentrated under
 10 reduced pressure to provide a brown foam. The foam was purified by automated flash chromatography (eluting with a gradient of 0-10% CMA in chloroform over 8 column volumes) and dried under high vacuum to provide 1.6 g of 5-[(1-acetyl-4-fluoropiperidin-4-yl)methyl]-4-bromo-1-ethyl-1*H*-pyrazole-3-carbonitrile.

Part B

15 The reaction conditions described in Part J of Example 7 were used to treat the material from Part A. Following chromatographic purification (eluting with chloroform for 4 column volumes, followed by a gradient of 0-40% CMA in chloroform over 6 column volumes, followed by 40% CMA in chloroform) the resulting oil was recrystallized from acetonitrile. The solid was isolated by filtration, washed with
 20 acetonitrile, and dried under high vacuum to provide 121 mg of 1-[(1-acetyl-4-fluoropiperidin-4-yl)methyl]-2-ethyl-2*H*-pyrazolo[3,4-*c*]quinolin-4-amine as a light tan solid, mp 228-230 °C. ¹H NMR (300 MHz, DMSO-*d*₆): 8.14 (d, *J*=7.8 Hz, 1H), 7.48 (dd, *J*=8.1, 1.2 Hz, 1H), 7.31 (td, *J*=7.5, 1.1 Hz, 1H), 7.16 (td, *J*=7.4, 1.2 Hz, 1H), 6.64 (s, 2H), 4.44 (q, *J*=7.2 Hz, 2H), 4.30 (d, *J*=12.2 Hz, 1H), 3.71 (m, 3H), 3.12 (t, *J*=12.4 Hz, 1H),
 25 2.60 (t, *J*=12.8 Hz, 1H), 2.00 (s, 3H), 1.93 (m, 4H), 1.48 (t, *J*=7.1 Hz, 3H); MS (EI) *m/z* 370 (M+H)⁺; Anal. calcd for C₂₀H₂₄FN₅O: C, 65.02; H, 6.55; N, 18.96. Found: C, 65.07; H, 6.32; N, 19.12.

Example 25

4-[(4-Amino-2-ethyl-2*H*-pyrazolo[3,4-*c*]quinolin-1-yl)methyl]-4-fluoro-*N*-isopropylpiperidine-1-carboxamide

5 Part A

Triethylamine (2.23 mL, 16.0 mmol) and isopropyl isocyanate (1.01 mL, 10.4 mmol) were sequentially added to a mixture of 4-bromo-1-ethyl-5-[(4-fluoropiperidin-4-yl)methyl]-1*H*-pyrazole-3-carbonitrile hydrochloride (2.52 g, 8.0 mmol) and dichloromethane (40 mL). The reaction was stirred for 1.5 hours and diluted with

10 dichloromethane (250 mL), washed with water (100 mL), dried over magnesium sulfate, filtered, and concentrated under reduced pressure to provide a brown foam. The foam was purified by automated flash chromatography (eluting with a gradient of 0-10% CMA in chloroform over 8 column volumes). The resulting off-white foam was concentrated from

15 1,2-dimethoxyethane (50 mL) and dried under high vacuum to provide 1.6 g of 4-[(4-bromo-5-cyano-2-ethyl-2*H*-pyrazol-3-yl)methyl]-4-fluoro-*N*-isopropylpiperidine-1-carboxamide.

Part B

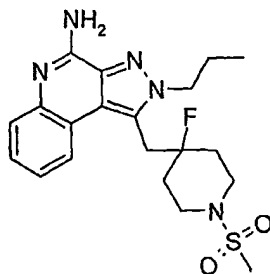
The reaction conditions described in Part J of Example 7 were used to treat the material from Part A. Following chromatographic purification using the conditions

20 described in Part B of Example 24, the resulting brown solid was recrystallized from ethanol and dried to provide 93 mg of 4-[(4-amino-2-ethyl-2*H*-pyrazolo[3,4-*c*]quinolin-1-yl)methyl]-4-fluoro-*N*-isopropylpiperidine-1-carboxamide as a white solid, mp 205-207 °C. ¹H NMR (300 MHz, DMSO-*d*₆): 8.14 (d, J=7.8 Hz, 1H), 7.48 (dd, J=8.1, 1.1 Hz, 1H), 7.31 (td, J=7.5, 1.1 Hz, 1H), 7.16 (td, J=7.4, 1.2 Hz, 1H), 6.63 (s, 2H), 6.17 (d, J=7.6 Hz, 1H), 4.44 (q, J=7.2 Hz, 2H), 3.78 (m, 5H), 2.73 (t, J=12.1 Hz, 2H), 1.81 (m, 4H), 1.47

25 (t, J=7.1 Hz, 3H), 1.03 (6, J=6.6 Hz, 6H); MS (EI) *m/z* 413 (M+H)⁺; Anal. calcd for C₂₂H₂₉FN₆O: C, 64.06; H, 7.09; N, 20.37. Found: C, 63.93; H, 7.17; N, 20.30.

Example 26

1-{{4-Fluoro-1-(methylsulfonyl)piperidin-4-yl}methyl}-2-propyl-2*H*-pyrazolo[3,4-
c]quinolin-4-amine



5

Part A

Starting with *tert*-butyl 4-(2-oxopropylidene)piperidine-1-carboxylate (20.0 g, 83.6 mmol) in lieu of 1-tetrahydro-4*H*-pyran-4-ylideneacetone and propyl hydrazine oxalate (34.3 g, 2.5 eq.) in lieu of methyl hydrazine, the general methods of Parts B through F of Example 7 were followed to provide *tert*-butyl 4-[(5-carbamoyl-2-propyl-2*H*-pyrazol-3-yl)methyl]-4-hydroxypiperidine-1-carboxylate (6.20 g, 16.9 mmol), which was treated with triethylamine and trifluoroacetic anhydride according to the method of Part G of Example 7. The crude yellow oil that was obtained was dissolved in methanol (45 mL), and concentrated ammonium hydroxide (3.4 mL) was added. The reaction was stirred for 1 hour and concentrated under reduced pressure. The residue was partitioned between water (150 mL) and chloroform (200 mL). The organic layer was separated and dried over magnesium sulfate, filtered, and concentrated under reduced pressure. The residue was purified twice by automated flash chromatography (eluting first with a gradient of 0-40% CMA in chloroform over 5 column volumes and second with a gradient of 0-50% ethyl acetate in chloroform over 5 column volumes) to provide 4.52 g of *tert*-butyl 4-[(5-cyano-2-propyl-2*H*-pyrazol-3-yl)methyl]-4-hydroxypiperidine-1-carboxylate as a viscous semisolid, which was converted to *tert*-butyl 4-[(4-bromo-5-cyano-2-propyl-2*H*-pyrazol-3-yl)methyl]-4-fluoropiperidine-1-carboxylate according to the methods of Parts H and I of Example 7.

25

Part B

Hydrochloric acid (3.9 mL of 6 M) was added to a solution of *tert*-butyl 4-[(4-bromo-5-cyano-2-propyl-2*H*-pyrazol-3-yl)methyl]-4-fluoropiperidine-1-carboxylate (3.34

g, 7.78 mmol) in ethanol (40 mL), and the reaction was heated at 70 °C for 1.5 hours, allowed to cool to room temperature, and concentrated under reduced pressure to provide 2.9 g of 4-bromo-5-[(4-fluoropiperidin-4-yl)methyl]-1-propyl-1*H*-pyrazole-3-carbonitrile hydrochloride. The salt was suspended in dichloromethane (40 mL), and triethylamine
5 (4.9 mL, 4.5 eq.) was added. The mixture was stirred for ten minutes to provide a 0.2 M solution of 4-bromo-5-[(4-fluoropiperidin-4-yl)methyl]-1-propyl-1*H*-pyrazole-3-carbonitrile.

Part C

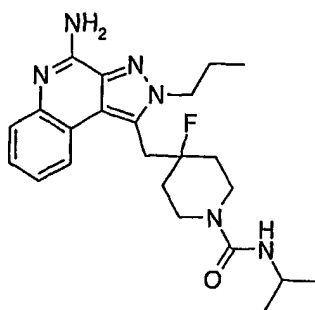
A portion of the solution from Part B (24 mL) was cooled to 0 °C.
10 Methanesulfonyl chloride (0.42 mL, 1.3 eq.) was added dropwise, and the resulting solution was stirred for 1 hour, diluted with dichloromethane (150 mL), and allowed to warm to room temperature. The solution was washed with saturated aqueous sodium bicarbonate (100 mL), dried over magnesium sulfate, filtered, and concentrated under reduced pressure to provide a white foam. The foam was purified by automated flash
15 chromatography (eluting with a gradient of 0-15% CMA in chloroform) to provide 1.5 g of 4-bromo-5-[[4-fluoro-1-(methylsulfonyl)piperidin-4-yl]methyl]-1-propyl-1*H*-pyrazole-3-carbonitrile as a white foam. The foam was concentrated from 1,2-dimethoxyethane (40 mL) before it was used in Part D.

Part D

20 The reaction conditions and purification methods described in Part J of Example 7 were used to treat the material from Part C. 1-[[4-Fluoro-1-(methylsulfonyl)piperidin-4-yl]methyl]-2-propyl-2*H*-pyrazolo[3,4-*c*]quinolin-4-amine (0.32 g) was obtained as a white powder, mp 268-270 °C, dec. ¹H NMR (300 MHz, DMSO-*d*₆): δ 8.16 (d, J=7.9 Hz, 1H), 7.48 (dd, J=1.2, 8.1 Hz, 1H), 7.32 (m, 1H), 7.17 (m, 1H), 6.64 (br s, 2H), 4.36 (t, J=7.2
25 Hz, 2H), 3.76 (d, J=22.3 Hz, 2H), 3.46 (m, 2H), 2.85 (s, 3H), 2.80 (m, 2H), 1.80 (m, 6H), 0.90 (t, J=7.5 Hz, 3H); MS (ESI) *m/z* 420 (M+H)⁺; Anal. calcd for C₂₀H₂₆FN₅O₂S: C, 57.26; H, 6.25; N, 16.69. Found: C, 57.03; H, 6.33; N, 16.71.

Example 27

30 4-[(4-Amino-2-propyl-2*H*-pyrazolo[3,4-*c*]quinolin-1-yl)methyl]-4-fluoro-*N*-isopropylpiperidine-1-carboxamide



Part A

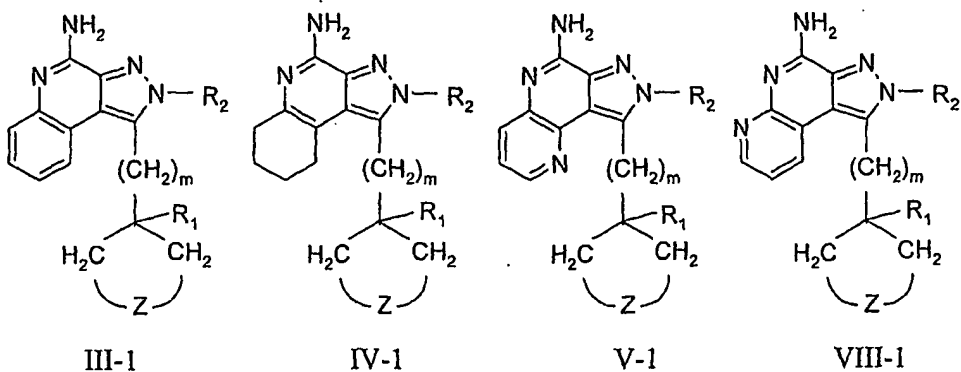
Isopropyl isocyanate (0.46 mL, 1.3 eq.) was added dropwise to a portion of the solution from Part B of Example 26 (21 mL) at room temperature. The resulting solution was stirred for 1 hour, diluted with dichloromethane (100 mL), washed with water (70 mL), dried over magnesium sulfate, filtered, and concentrated under reduced pressure to provide 1.48 g of a tan foam. The foam was purified by automated flash chromatography (eluting with a gradient of 0-10% CMA in chloroform over 8 column volumes) to provide 1.05 g of 4-(4-bromo-5-cyano-2-propyl-2H-pyrazol-3-ylmethyl)-4-fluoro-N-isopropylpiperidine-1-carboxamide as a white foam.

Part B

The reaction conditions and purification methods described in Part J of Example 7 were used to treat the material from Part A. 4-[(4-Amino-2-propyl-2H-pyrazolo[3,4-c]quinolin-1-yl)methyl]-4-fluoro-N-isopropylpiperidine-1-carboxamide (105 mg) was obtained as a white powder, mp 227-229 °C, dec. ¹H NMR (300 MHz, DMSO-d₆): δ 8.13 (d, J=7.6 Hz, 1H), 7.47 (dd, J=1.1, 8.1 Hz, 1H), 7.31 (m, 1H), 7.16 (m, 1H), 6.63 (br s, 2H), 6.17 (d, J=7.6 Hz, 1H), 4.36 (t, J=7.6 Hz, 2H), 3.68-3.89 (m, 5H), 2.72 (t, J=11.9 Hz, 2H), 1.62-1.98 (m, 6H), 1.03 (d, J=6.6 Hz, 6H), 0.09 (t, J=7.6 Hz, 3H); MS (ESI) *m/z* 427 (M+H)⁺; Anal. calcd for C₂₃H₃₁FN₆O: C, 64.77; H, 7.33; N, 19.70. Found: C, 64.67; H, 7.23; N, 19.65.

Exemplary Compounds

Certain exemplary compounds, including some of those described above in the Examples, have the following Formulas (III-1, IV-1, V-1, or VIII-1) and the following R₂, Z, R₁, and m substituents or variables, wherein each line of the table is matched with Formula III-1, IV-1, V-1, or VIII-1 to represent a specific embodiment of the invention.



R ₂	Z	R ₁	m
methyl	Bond	-OH	1
methyl	Bond	-OH	2
methyl	Bond	-OCH ₃	1
methyl	Bond	-OCH ₃	2
methyl	Bond	-F	1
methyl	Bond	-F	2
methyl	-CH ₂ -	-OH	1
methyl	-CH ₂ -	-OH	2
methyl	-CH ₂ -	-OCH ₃	1
methyl	-CH ₂ -	-OCH ₃	2
methyl	-CH ₂ -	-F	1
methyl	-CH ₂ -	-F	2
methyl	-CH ₂ CH ₂ -	-OH	1
methyl	-CH ₂ CH ₂ -	-OH	2
methyl	-CH ₂ CH ₂ -	-OCH ₃	1
methyl	-CH ₂ CH ₂ -	-OCH ₃	2
methyl	-CH ₂ CH ₂ -	-F	1
methyl	-CH ₂ CH ₂ -	-F	2
methyl	-CH ₂ CH ₂ CH ₂ -	-OH	1
methyl	-CH ₂ CH ₂ CH ₂ -	-OH	2
methyl	-CH ₂ CH ₂ CH ₂ -	-OCH ₃	1
methyl	-CH ₂ CH ₂ CH ₂ -	-OCH ₃	2
methyl	-CH ₂ CH ₂ CH ₂ -	-F	1
methyl	-CH ₂ CH ₂ CH ₂ -	-F	2
methyl	-CH ₂ -O-CH ₂ -	-OH	1
methyl	-CH ₂ -O-CH ₂ -	-OH	2
methyl	-CH ₂ -O-CH ₂ -	-OCH ₃	1
methyl	-CH ₂ -O-CH ₂ -	-OCH ₃	2
methyl	-CH ₂ -O-CH ₂ -	-F	1
methyl	-CH ₂ -O-CH ₂ -	-F	2
ethyl	Bond	-OH	1
ethyl	Bond	-OH	2
ethyl	Bond	-OCH ₃	1

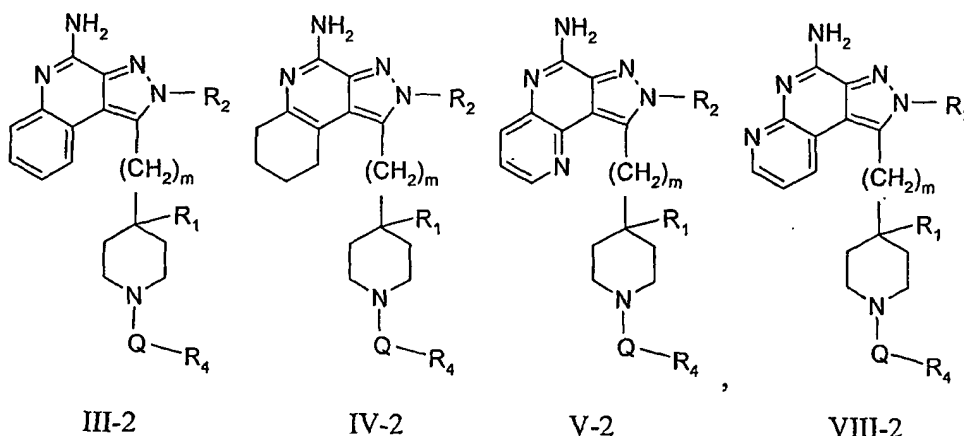
R ₂	Z	R ₁	m
ethyl	Bond	-OCH ₃	2
ethyl	Bond	-F	1
ethyl	Bond	-F	2
ethyl	-CH ₂ -	-OH	1
ethyl	-CH ₂ -	-OH	2
ethyl	-CH ₂ -	-OCH ₃	1
ethyl	-CH ₂ -	-OCH ₃	2
ethyl	-CH ₂ -	-F	1
ethyl	-CH ₂ -	-F	2
ethyl	-CH ₂ CH ₂ -	-OH	1
ethyl	-CH ₂ CH ₂ -	-OH	2
ethyl	-CH ₂ CH ₂ -	-OCH ₃	1
ethyl	-CH ₂ CH ₂ -	-OCH ₃	2
ethyl	-CH ₂ CH ₂ -	-F	1
ethyl	-CH ₂ CH ₂ -	-F	2
ethyl	-CH ₂ CH ₂ CH ₂ -	-OH	1
ethyl	-CH ₂ CH ₂ CH ₂ -	-OH	2
ethyl	-CH ₂ CH ₂ CH ₂ -	-OCH ₃	1
ethyl	-CH ₂ CH ₂ CH ₂ -	-OCH ₃	2
ethyl	-CH ₂ CH ₂ CH ₂ -	-F	1
ethyl	-CH ₂ CH ₂ CH ₂ -	-F	2
ethyl	-CH ₂ -O-CH ₂ -	-OH	1
ethyl	-CH ₂ -O-CH ₂ -	-OH	2
ethyl	-CH ₂ -O-CH ₂ -	-OCH ₃	1
ethyl	-CH ₂ -O-CH ₂ -	-OCH ₃	2
ethyl	-CH ₂ -O-CH ₂ -	-F	1
ethyl	-CH ₂ -O-CH ₂ -	-F	2
<i>n</i> -propyl	Bond	-OH	1
<i>n</i> -propyl	Bond	-OH	2
<i>n</i> -propyl	Bond	-OCH ₃	1
<i>n</i> -propyl	Bond	-OCH ₃	2
<i>n</i> -propyl	Bond	-F	1
<i>n</i> -propyl	Bond	-F	2
<i>n</i> -propyl	-CH ₂ -	-OH	1
<i>n</i> -propyl	-CH ₂ -	-OH	2
<i>n</i> -propyl	-CH ₂ -	-OCH ₃	1
<i>n</i> -propyl	-CH ₂ -	-OCH ₃	2
<i>n</i> -propyl	-CH ₂ -	-F	1
<i>n</i> -propyl	-CH ₂ -	-F	2
<i>n</i> -propyl	-CH ₂ CH ₂ -	-OH	1
<i>n</i> -propyl	-CH ₂ CH ₂ -	-OH	2
<i>n</i> -propyl	-CH ₂ CH ₂ -	-OCH ₃	1
<i>n</i> -propyl	-CH ₂ CH ₂ -	-OCH ₃	2
<i>n</i> -propyl	-CH ₂ CH ₂ -	-F	1
<i>n</i> -propyl	-CH ₂ CH ₂ -	-F	2

R ₂	Z	R ₁	m
<i>n</i> -propyl	-CH ₂ CH ₂ CH ₂ -	-OH	1
<i>n</i> -propyl	-CH ₂ CH ₂ CH ₂ -	-OH	2
<i>n</i> -propyl	-CH ₂ CH ₂ CH ₂ -	-OCH ₃	1
<i>n</i> -propyl	-CH ₂ CH ₂ CH ₂ -	-OCH ₃	2
<i>n</i> -propyl	-CH ₂ CH ₂ CH ₂ -	-F	1
<i>n</i> -propyl	-CH ₂ CH ₂ CH ₂ -	-F	2
<i>n</i> -propyl	-CH ₂ -O-CH ₂ -	-OH	1
<i>n</i> -propyl	-CH ₂ -O-CH ₂ -	-OH	2
<i>n</i> -propyl	-CH ₂ -O-CH ₂ -	-OCH ₃	1
<i>n</i> -propyl	-CH ₂ -O-CH ₂ -	-OCH ₃	2
<i>yn</i> -propyl	-CH ₂ -O-CH ₂ -	-F	1
<i>n</i> -propyl	-CH ₂ -O-CH ₂ -	-F	2
<i>n</i> -butyl	Bond	-OH	1
<i>n</i> -butyl	Bond	-OH	2
<i>n</i> -butyl	Bond	-OCH ₃	1
<i>n</i> -butyl	Bond	-OCH ₃	2
<i>n</i> -butyl	Bond	-F	1
<i>n</i> -butyl	Bond	-F	2
<i>n</i> -butyl	-CH ₂ -	-OH	1
<i>n</i> -butyl	-CH ₂ -	-OH	2
<i>n</i> -butyl	-CH ₂ -	-OCH ₃	1
<i>n</i> -butyl	-CH ₂ -	-OCH ₃	2
<i>n</i> -butyl	-CH ₂ -	-F	1
<i>n</i> -butyl	-CH ₂ -	-F	2
<i>n</i> -butyl	-CH ₂ CH ₂ -	-OH	1
<i>n</i> -butyl	-CH ₂ CH ₂ -	-OH	2
<i>n</i> -butyl	-CH ₂ CH ₂ -	-OCH ₃	1
<i>n</i> -butyl	-CH ₂ CH ₂ -	-OCH ₃	2
<i>n</i> -butyl	-CH ₂ CH ₂ -	-F	1
<i>n</i> -butyl	-CH ₂ CH ₂ -	-F	2
<i>n</i> -butyl	-CH ₂ CH ₂ CH ₂ -	-OH	1
<i>n</i> -butyl	-CH ₂ CH ₂ CH ₂ -	-OH	2
<i>n</i> -butyl	-CH ₂ CH ₂ CH ₂ -	-OCH ₃	1
<i>n</i> -butyl	-CH ₂ CH ₂ CH ₂ -	-OCH ₃	2
<i>n</i> -butyl	-CH ₂ CH ₂ CH ₂ -	-F	1
<i>n</i> -butyl	-CH ₂ CH ₂ CH ₂ -	-F	2
<i>n</i> -butyl	-CH ₂ -O-CH ₂ -	-OH	1
<i>n</i> -butyl	-CH ₂ -O-CH ₂ -	-OH	2
<i>n</i> -butyl	-CH ₂ -O-CH ₂ -	-OCH ₃	1
<i>n</i> -butyl	-CH ₂ -O-CH ₂ -	-OCH ₃	2
<i>n</i> -butyl	-CH ₂ -O-CH ₂ -	-F	1
<i>n</i> -butyl	-CH ₂ -O-CH ₂ -	-F	2
2-hydroxyethyl	Bond	-OH	1
2-hydroxyethyl	Bond	-OH	2
2-hydroxyethyl	Bond	-OCH ₃	1

R ₂	Z	R ₁	m
2-hydroxyethyl	Bond	-OCH ₃	2
2-hydroxyethyl	Bond	-F	1
2-hydroxyethyl	Bond	-F	2
2-hydroxyethyl	-CH ₂ -	-OH	1
2-hydroxyethyl	-CH ₂ -	-OH	2
2-hydroxyethyl	-CH ₂ -	-OCH ₃	1
2-hydroxyethyl	-CH ₂ -	-OCH ₃	2
2-hydroxyethyl	-CH ₂ -	-F	1
2-hydroxyethyl	-CH ₂ -	-F	2
2-hydroxyethyl	-CH ₂ CH ₂ -	-OH	1
2-hydroxyethyl	-CH ₂ CH ₂ -	-OH	2
2-hydroxyethyl	-CH ₂ CH ₂ -	-OCH ₃	1
2-hydroxyethyl	-CH ₂ CH ₂ -	-OCH ₃	2
2-hydroxyethyl	-CH ₂ CH ₂ -	-F	1
2-hydroxyethyl	-CH ₂ CH ₂ -	-F	2
2-hydroxyethyl	-CH ₂ CH ₂ CH ₂ -	-OH	1
2-hydroxyethyl	-CH ₂ CH ₂ CH ₂ -	-OH	2
2-hydroxyethyl	-CH ₂ CH ₂ CH ₂ -	-OCH ₃	1
2-hydroxyethyl	-CH ₂ CH ₂ CH ₂ -	-OCH ₃	2
2-hydroxyethyl	-CH ₂ CH ₂ CH ₂ -	-F	1
2-hydroxyethyl	-CH ₂ CH ₂ CH ₂ -	-F	2
2-hydroxyethyl	-CH ₂ -O-CH ₂ -	-OH	1
2-hydroxyethyl	-CH ₂ -O-CH ₂ -	-OH	2
2-hydroxyethyl	-CH ₂ -O-CH ₂ -	-OCH ₃	1
2-hydroxyethyl	-CH ₂ -O-CH ₂ -	-OCH ₃	2
2-hydroxyethyl	-CH ₂ -O-CH ₂ -	-F	1
2-hydroxyethyl	-CH ₂ -O-CH ₂ -	-F	2
2-methoxyethyl	Bond	-OH	1
2-methoxyethyl	Bond	-OH	2
2-methoxyethyl	Bond	-OCH ₃	1
2-methoxyethyl	Bond	-OCH ₃	2
2-methoxyethyl	Bond	-F	1
2-methoxyethyl	Bond	-F	2
2-methoxyethyl	-CH ₂ -	-OH	1
2-methoxyethyl	-CH ₂ -	-OH	2
2-methoxyethyl	-CH ₂ -	-OCH ₃	1
2-methoxyethyl	-CH ₂ -	-OCH ₃	2
2-methoxyethyl	-CH ₂ -	-F	1
2-methoxyethyl	-CH ₂ -	-F	2
2-methoxyethyl	-CH ₂ CH ₂ -	-OH	1
2-methoxyethyl	-CH ₂ CH ₂ -	-OH	2
2-methoxyethyl	-CH ₂ CH ₂ -	-OCH ₃	1
2-methoxyethyl	-CH ₂ CH ₂ -	-OCH ₃	2
2-methoxyethyl	-CH ₂ CH ₂ -	-F	1
2-methoxyethyl	-CH ₂ CH ₂ -	-F	2

R ₂	Z	R ₁	m
2-methoxyethyl	-CH ₂ CH ₂ CH ₂ -	-OH	1
2-methoxyethyl	-CH ₂ CH ₂ CH ₂ -	-OH	2
2-methoxyethyl	-CH ₂ CH ₂ CH ₂ -	-OCH ₃	1
2-methoxyethyl	-CH ₂ CH ₂ CH ₂ -	-OCH ₃	2
2-methoxyethyl	-CH ₂ CH ₂ CH ₂ -	-F	1
2-methoxyethyl	-CH ₂ CH ₂ CH ₂ -	-F	2
2-methoxyethyl	-CH ₂ -O-CH ₂ -	-OH	1
2-methoxyethyl	-CH ₂ -O-CH ₂ -	-OH	2
2-methoxyethyl	-CH ₂ -O-CH ₂ -	-OCH ₃	1
2-methoxyethyl	-CH ₂ -O-CH ₂ -	-OCH ₃	2
2-methoxyethyl	-CH ₂ -O-CH ₂ -	-F	1
2-methoxyethyl	-CH ₂ -O-CH ₂ -	-F	2

Certain exemplary compounds, including some of those described above in the Examples, have the following Formulas (III-2, IV-2, V-2, and VIII-2) wherein R₂, Q, R₄, R₁, and m are defined immediately below in the table. Each row of the table is matched with Formula III-2, IV-2, V-2, or VIII-2 to represent a specific embodiment of the invention.



10

R ₂	Q	R ₄	R ₁	m
methyl	Bond	methyl	-OH	1
methyl	Bond	methyl	-OH	2
methyl	Bond	methyl	-OCH ₃	1
methyl	Bond	methyl	-OCH ₃	2
methyl	Bond	ethyl	-OH	1
methyl	Bond	ethyl	-OH	2
methyl	Bond	ethyl	-OCH ₃	1
methyl	Bond	ethyl	-OCH ₃	2

R ₂	Q	R ₄	R ₁	m
methyl	Bond	isopropyl	-OH	1
methyl	Bond	isopropyl	-OH	2
methyl	Bond	isopropyl	-OCH ₃	1
methyl	Bond	isopropyl	-OCH ₃	2
methyl	Bond	phenyl	-OH	1
methyl	Bond	phenyl	-OH	2
methyl	Bond	phenyl	-OCH ₃	1
methyl	Bond	phenyl	-OCH ₃	2
methyl	-C(O)-	methyl	-OH	1
methyl	-C(O)-	methyl	-OH	2
methyl	-C(O)-	methyl	-OCH ₃	1
methyl	-C(O)-	methyl	-OCH ₃	2
methyl	-C(O)-	ethyl	-OH	1
methyl	-C(O)-	ethyl	-OH	2
methyl	-C(O)-	ethyl	-OCH ₃	1
methyl	-C(O)-	ethyl	-OCH ₃	2
methyl	-C(O)-	isopropyl	-OH	1
methyl	-C(O)-	isopropyl	-OH	2
methyl	-C(O)-	isopropyl	-OCH ₃	1
methyl	-C(O)-	isopropyl	-OCH ₃	2
methyl	-C(O)-	phenyl	-OH	1
methyl	-C(O)-	phenyl	-OH	2
methyl	-C(O)-	phenyl	-OCH ₃	1
methyl	-C(O)-	phenyl	-OCH ₃	2
methyl	-S(O) ₂ -	methyl	-OH	1
methyl	-S(O) ₂ -	methyl	-OH	2
methyl	-S(O) ₂ -	methyl	-OCH ₃	1
methyl	-S(O) ₂ -	methyl	-OCH ₃	2
methyl	-S(O) ₂ -	ethyl	-OH	1
methyl	-S(O) ₂ -	ethyl	-OH	2
methyl	-S(O) ₂ -	ethyl	-OCH ₃	1
methyl	-S(O) ₂ -	ethyl	-OCH ₃	2
methyl	-S(O) ₂ -	isopropyl	-OH	1
methyl	-S(O) ₂ -	isopropyl	-OH	2
methyl	-S(O) ₂ -	isopropyl	-OCH ₃	1
methyl	-S(O) ₂ -	isopropyl	-OCH ₃	2
methyl	-S(O) ₂ -	phenyl	-OH	1
methyl	-S(O) ₂ -	phenyl	-OH	2
methyl	-S(O) ₂ -	phenyl	-OCH ₃	1
methyl	-S(O) ₂ -	phenyl	-OCH ₃	2
methyl	-C(O)-NH-	methyl	-OH	1
methyl	-C(O)-NH-	methyl	-OH	2
methyl	-C(O)-NH-	methyl	-OCH ₃	1
methyl	-C(O)-NH-	methyl	-OCH ₃	2
methyl	-C(O)-NH-	ethyl	-OH	1

R ₂	Q	R ₄	R ₁	m
methyl	-C(O)-NH-	ethyl	-OH	2
methyl	-C(O)-NH-	ethyl	-OCH ₃	1
methyl	-C(O)-NH-	ethyl	-OCH ₃	2
methyl	-C(O)-NH-	isopropyl	-OH	1
methyl	-C(O)-NH-	isopropyl	-OH	2
methyl	-C(O)-NH-	isopropyl	-OCH ₃	1
methyl	-C(O)-NH-	isopropyl	-OCH ₃	2
methyl	-C(O)-NH-	phenyl	-OH	1
methyl	-C(O)-NH-	phenyl	-OH	2
methyl	-C(O)-NH-	phenyl	-OCH ₃	1
methyl	-C(O)-NH-	phenyl	-OCH ₃	2
ethyl	Bond	methyl	-OH	1
ethyl	Bond	methyl	-OH	2
ethyl	Bond	methyl	-OCH ₃	1
ethyl	Bond	methyl	-OCH ₃	2
ethyl	Bond	ethyl	-OH	1
ethyl	Bond	ethyl	-OH	2
ethyl	Bond	ethyl	-OCH ₃	1
ethyl	Bond	ethyl	-OCH ₃	2
ethyl	Bond	isopropyl	-OH	1
ethyl	Bond	isopropyl	-OH	2
ethyl	Bond	isopropyl	-OCH ₃	1
ethyl	Bond	isopropyl	-OCH ₃	2
ethyl	Bond	phenyl	-OH	1
ethyl	Bond	phenyl	-OH	2
ethyl	Bond	phenyl	-OCH ₃	1
ethyl	Bond	phenyl	-OCH ₃	2
ethyl	-C(O)-	methyl	-OH	1
ethyl	-C(O)-	methyl	-OH	2
ethyl	-C(O)-	methyl	-OCH ₃	1
ethyl	-C(O)-	methyl	-OCH ₃	2
ethyl	-C(O)-	ethyl	-OH	1
ethyl	-C(O)-	ethyl	-OH	2
ethyl	-C(O)-	ethyl	-OCH ₃	1
ethyl	-C(O)-	ethyl	-OCH ₃	2
ethyl	-C(O)-	isopropyl	-OH	1
ethyl	-C(O)-	isopropyl	-OH	2
ethyl	-C(O)-	isopropyl	-OCH ₃	1
ethyl	-C(O)-	isopropyl	-OCH ₃	2
ethyl	-C(O)-	phenyl	-OH	1
ethyl	-C(O)-	phenyl	-OH	2
ethyl	-C(O)-	phenyl	-OCH ₃	1
ethyl	-C(O)-	phenyl	-OCH ₃	2
ethyl	-S(O) ₂ -	methyl	-OH	1
ethyl	-S(O) ₂ -	methyl	-OH	2

R ₂	Q	R ₄	R ₁	m
ethyl	-S(O) ₂ -	methyl	-OCH ₃	1
ethyl	-S(O) ₂ -	methyl	-OCH ₃	2
ethyl	-S(O) ₂ -	ethyl	-OH	1
ethyl	-S(O) ₂ -	ethyl	-OH	2
ethyl	-S(O) ₂ -	ethyl	-OCH ₃	1
ethyl	-S(O) ₂ -	ethyl	-OCH ₃	2
ethyl	-S(O) ₂ -	isopropyl	-OH	1
ethyl	-S(O) ₂ -	isopropyl	-OH	2
ethyl	-S(O) ₂ -	isopropyl	-OCH ₃	1
ethyl	-S(O) ₂ -	isopropyl	-OCH ₃	2
ethyl	-S(O) ₂ -	phenyl	-OH	1
ethyl	-S(O) ₂ -	phenyl	-OH	2
ethyl	-S(O) ₂ -	phenyl	-OCH ₃	1
ethyl	-S(O) ₂ -	phenyl	-OCH ₃	2
ethyl	-C(O)-NH-	methyl	-OH	1
ethyl	-C(O)-NH-	methyl	-OH	2
ethyl	-C(O)-NH-	methyl	-OCH ₃	1
ethyl	-C(O)-NH-	methyl	-OCH ₃	2
ethyl	-C(O)-NH-	ethyl	-OH	1
ethyl	-C(O)-NH-	ethyl	-OH	2
ethyl	-C(O)-NH-	ethyl	-OCH ₃	1
ethyl	-C(O)-NH-	ethyl	-OCH ₃	2
ethyl	-C(O)-NH-	isopropyl	-OH	1
ethyl	-C(O)-NH-	isopropyl	-OH	2
ethyl	-C(O)-NH-	isopropyl	-OCH ₃	1
ethyl	-C(O)-NH-	isopropyl	-OCH ₃	2
ethyl	-C(O)-NH-	phenyl	-OH	1
ethyl	-C(O)-NH-	phenyl	-OH	2
ethyl	-C(O)-NH-	phenyl	-OCH ₃	1
ethyl	-C(O)-NH-	phenyl	-OCH ₃	2
<i>n</i> -propyl	Bond	methyl	-OH	1
<i>n</i> -propyl	Bond	methyl	-OH	2
<i>n</i> -propyl	Bond	methyl	-OCH ₃	1
<i>n</i> -propyl	Bond	methyl	-OCH ₃	2
<i>n</i> -propyl	Bond	ethyl	-OH	1
<i>n</i> -propyl	Bond	ethyl	-OH	2
<i>n</i> -propyl	Bond	ethyl	-OCH ₃	1
<i>n</i> -propyl	Bond	ethyl	-OCH ₃	2
<i>n</i> -propyl	Bond	isopropyl	-OH	1
<i>n</i> -propyl	Bond	isopropyl	-OH	2
<i>n</i> -propyl	Bond	isopropyl	-OCH ₃	1
<i>n</i> -propyl	Bond	isopropyl	-OCH ₃	2
<i>n</i> -propyl	Bond	phenyl	-OH	1
<i>n</i> -propyl	Bond	phenyl	-OH	2
<i>n</i> -propyl	Bond	phenyl	-OCH ₃	1

R ₂	Q	R ₄	R ₁	m
<i>n</i> -propyl	Bond	phenyl	-OCH ₃	2
<i>n</i> -propyl	-C(O)-	methyl	-OH	1
<i>n</i> -propyl	-C(O)-	methyl	-OH	2
<i>n</i> -propyl	-C(O)-	methyl	-OCH ₃	1
<i>n</i> -propyl	-C(O)-	methyl	-OCH ₃	2
<i>n</i> -propyl	-C(O)-	ethyl	-OH	1
<i>n</i> -propyl	-C(O)-	ethyl	-OH	2
<i>n</i> -propyl	-C(O)-	ethyl	-OCH ₃	1
<i>n</i> -propyl	-C(O)-	ethyl	-OCH ₃	2
<i>n</i> -propyl	-C(O)-	isopropyl	-OH	1
<i>n</i> -propyl	-C(O)-	isopropyl	-OH	2
<i>n</i> -propyl	-C(O)-	isopropyl	-OCH ₃	1
<i>n</i> -propyl	-C(O)-	isopropyl	-OCH ₃	2
<i>n</i> -propyl	-C(O)-	phenyl	-OH	1
<i>n</i> -propyl	-C(O)-	phenyl	-OH	2
<i>n</i> -propyl	-C(O)-	phenyl	-OCH ₃	1
<i>n</i> -propyl	-C(O)-	phenyl	-OCH ₃	2
<i>n</i> -propyl	-S(O) ₂ -	methyl	-OH	1
<i>n</i> -propyl	-S(O) ₂ -	methyl	-OH	2
<i>n</i> -propyl	-S(O) ₂ -	methyl	-OCH ₃	1
<i>n</i> -propyl	-S(O) ₂ -	methyl	-OCH ₃	2
<i>n</i> -propyl	-S(O) ₂ -	ethyl	-OH	1
<i>n</i> -propyl	-S(O) ₂ -	ethyl	-OH	2
<i>n</i> -propyl	-S(O) ₂ -	ethyl	-OCH ₃	1
<i>n</i> -propyl	-S(O) ₂ -	ethyl	-OCH ₃	2
<i>n</i> -propyl	-S(O) ₂ -	isopropyl	-OH	1
<i>n</i> -propyl	-S(O) ₂ -	isopropyl	-OH	2
<i>n</i> -propyl	-S(O) ₂ -	isopropyl	-OCH ₃	1
<i>n</i> -propyl	-S(O) ₂ -	isopropyl	-OCH ₃	2
<i>n</i> -propyl	-S(O) ₂ -	phenyl	-OH	1
<i>n</i> -propyl	-S(O) ₂ -	phenyl	-OH	2
<i>n</i> -propyl	-S(O) ₂ -	phenyl	-OCH ₃	1
<i>n</i> -propyl	-S(O) ₂ -	phenyl	-OCH ₃	2
<i>n</i> -propyl	-C(O)-NH-	methyl	-OH	1
<i>n</i> -propyl	-C(O)-NH-	methyl	-OH	2
<i>n</i> -propyl	-C(O)-NH-	methyl	-OCH ₃	1
<i>n</i> -propyl	-C(O)-NH-	methyl	-OCH ₃	2
<i>n</i> -propyl	-C(O)-NH-	ethyl	-OH	1
<i>n</i> -propyl	-C(O)-NH-	ethyl	-OH	2
<i>n</i> -propyl	-C(O)-NH-	ethyl	-OCH ₃	1
<i>n</i> -propyl	-C(O)-NH-	ethyl	-OCH ₃	2
<i>n</i> -propyl	-C(O)-NH-	isopropyl	-OH	1
<i>n</i> -propyl	-C(O)-NH-	isopropyl	-OH	2
<i>n</i> -propyl	-C(O)-NH-	isopropyl	-OCH ₃	1
<i>n</i> -propyl	-C(O)-NH-	isopropyl	-OCH ₃	2

R ₂	Q	R ₄	R ₁	m
<i>n</i> -propyl	-C(O)-NH-	phenyl	-OH	1
<i>n</i> -propyl	-C(O)-NH-	phenyl	-OH	2
<i>n</i> -propyl	-C(O)-NH-	phenyl	-OCH ₃	1
<i>n</i> -propyl	-C(O)-NH-	phenyl	-OCH ₃	2
<i>n</i> -butyl	Bond	methyl	-OH	1
<i>n</i> -butyl	Bond	methyl	-OH	2
<i>n</i> -butyl	Bond	methyl	-OCH ₃	1
<i>n</i> -butyl	Bond	methyl	-OCH ₃	2
<i>n</i> -butyl	Bond	ethyl	-OH	1
<i>n</i> -butyl	Bond	ethyl	-OH	2
<i>n</i> -butyl	Bond	ethyl	-OH	3
<i>n</i> -butyl	Bond	ethyl	-OCH ₃	1
<i>n</i> -butyl	Bond	ethyl	-OCH ₃	2
<i>n</i> -butyl	Bond	isopropyl	-OH	1
<i>n</i> -butyl	Bond	isopropyl	-OH	2
<i>n</i> -butyl	Bond	isopropyl	-OCH ₃	1
<i>n</i> -butyl	Bond	isopropyl	-OCH ₃	2
<i>n</i> -butyl	Bond	phenyl	-OH	1
<i>n</i> -butyl	Bond	phenyl	-OH	2
<i>n</i> -butyl	Bond	phenyl	-OCH ₃	1
<i>n</i> -butyl	Bond	phenyl	-OCH ₃	2
<i>n</i> -butyl	-C(O)-	methyl	-OH	1
<i>n</i> -butyl	-C(O)-	methyl	-OH	2
<i>n</i> -butyl	-C(O)-	methyl	-OCH ₃	1
<i>n</i> -butyl	-C(O)-	methyl	-OCH ₃	2
<i>n</i> -butyl	-C(O)-	ethyl	-OH	1
<i>n</i> -butyl	-C(O)-	ethyl	-OH	2
<i>n</i> -butyl	-C(O)-	ethyl	-OCH ₃	1
<i>n</i> -butyl	-C(O)-	ethyl	-OCH ₃	2
<i>n</i> -butyl	-C(O)-	isopropyl	-OH	1
<i>n</i> -butyl	-C(O)-	isopropyl	-OH	2
<i>n</i> -butyl	-C(O)-	isopropyl	-OCH ₃	1
<i>n</i> -butyl	-C(O)-	isopropyl	-OCH ₃	2
<i>n</i> -butyl	-C(O)-	phenyl	-OH	1
<i>n</i> -butyl	-C(O)-	phenyl	-OH	2
<i>n</i> -butyl	-C(O)-	phenyl	-OCH ₃	1
<i>n</i> -butyl	-C(O)-	phenyl	-OCH ₃	2
<i>n</i> -butyl	-S(O) ₂ -	methyl	-OH	1
<i>n</i> -butyl	-S(O) ₂ -	methyl	-OH	2
<i>n</i> -butyl	-S(O) ₂ -	methyl	-OCH ₃	1
<i>n</i> -butyl	-S(O) ₂ -	methyl	-OCH ₃	2
<i>n</i> -butyl	-S(O) ₂ -	ethyl	-OH	1
<i>n</i> -butyl	-S(O) ₂ -	ethyl	-OH	2
<i>n</i> -butyl	-S(O) ₂ -	ethyl	-OCH ₃	1
<i>n</i> -butyl	-S(O) ₂ -	ethyl	-OCH ₃	2

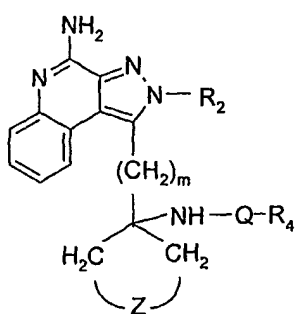
R ₂	Q	R ₄	R ₁	m
<i>n</i> -butyl	-S(O) ₂ -	isopropyl	-OH	1
<i>n</i> -butyl	-S(O) ₂ -	isopropyl	-OH	2
<i>n</i> -butyl	-S(O) ₂ -	isopropyl	-OCH ₃	1
<i>n</i> -butyl	-S(O) ₂ -	isopropyl	-OCH ₃	2
<i>n</i> -butyl	-S(O) ₂ -	phenyl	-OH	1
<i>n</i> -butyl	-S(O) ₂ -	phenyl	-OH	2
<i>n</i> -butyl	-S(O) ₂ -	phenyl	-OCH ₃	1
<i>n</i> -butyl	-S(O) ₂ -	phenyl	-OCH ₃	2
<i>n</i> -butyl	-C(O)-NH-	methyl	-OH	1
<i>n</i> -butyl	-C(O)-NH-	methyl	-OH	2
<i>n</i> -butyl	-C(O)-NH-	methyl	-OCH ₃	1
<i>n</i> -butyl	-C(O)-NH-	methyl	-OCH ₃	2
<i>n</i> -butyl	-C(O)-NH-	ethyl	-OH	1
<i>n</i> -butyl	-C(O)-NH-	ethyl	-OH	2
<i>n</i> -butyl	-C(O)-NH-	ethyl	-OCH ₃	1
<i>n</i> -butyl	-C(O)-NH-	ethyl	-OCH ₃	2
<i>n</i> -butyl	-C(O)-NH-	isopropyl	-OH	1
<i>n</i> -butyl	-C(O)-NH-	isopropyl	-OH	2
<i>n</i> -butyl	-C(O)-NH-	isopropyl	-OCH ₃	1
<i>n</i> -butyl	-C(O)-NH-	isopropyl	-OCH ₃	2
<i>n</i> -butyl	-C(O)-NH-	phenyl	-OH	1
<i>n</i> -butyl	-C(O)-NH-	phenyl	-OH	2
<i>n</i> -butyl	-C(O)-NH-	phenyl	-OCH ₃	1
<i>n</i> -butyl	-C(O)-NH-	phenyl	-OCH ₃	2
2-hydroxyethyl	Bond	methyl	-OH	1
2-hydroxyethyl	Bond	methyl	-OH	2
2-hydroxyethyl	Bond	methyl	-OCH ₃	1
2-hydroxyethyl	Bond	methyl	-OCH ₃	2
2-hydroxyethyl	Bond	ethyl	-OH	1
2-hydroxyethyl	Bond	ethyl	-OH	2
2-hydroxyethyl	Bond	ethyl	-OCH ₃	1
2-hydroxyethyl	Bond	ethyl	-OCH ₃	2
2-hydroxyethyl	Bond	isopropyl	-OH	1
2-hydroxyethyl	Bond	isopropyl	-OH	2
2-hydroxyethyl	Bond	isopropyl	-OCH ₃	1
2-hydroxyethyl	Bond	isopropyl	-OCH ₃	2
2-hydroxyethyl	Bond	phenyl	-OH	1
2-hydroxyethyl	Bond	phenyl	-OH	2
2-hydroxyethyl	Bond	phenyl	-OCH ₃	1
2-hydroxyethyl	Bond	phenyl	-OCH ₃	2
2-hydroxyethyl	-C(O)-	methyl	-OH	1
2-hydroxyethyl	-C(O)-	methyl	-OH	2
2-hydroxyethyl	-C(O)-	methyl	-OCH ₃	1
2-hydroxyethyl	-C(O)-	methyl	-OCH ₃	2
2-hydroxyethyl	-C(O)-	ethyl	-OH	1

R ₂	Q	R ₄	R ₁	m
2-hydroxyethyl	-C(O)-	ethyl	-OH	2
2-hydroxyethyl	-C(O)-	ethyl	-OCH ₃	1
2-hydroxyethyl	-C(O)-	ethyl	-OCH ₃	2
2-hydroxyethyl	-C(O)-	isopropyl	-OH	1
2-hydroxyethyl	-C(O)-	isopropyl	-OH	2
2-hydroxyethyl	-C(O)-	isopropyl	-OCH ₃	1
2-hydroxyethyl	-C(O)-	isopropyl	-OCH ₃	2
2-hydroxyethyl	-C(O)-	phenyl	-OH	1
2-hydroxyethyl	-C(O)-	phenyl	-OH	2
2-hydroxyethyl	-C(O)-	phenyl	-OCH ₃	1
2-hydroxyethyl	-C(O)-	phenyl	-OCH ₃	2
2-hydroxyethyl	-S(O) ₂ -	methyl	-OH	1
2-hydroxyethyl	-S(O) ₂ -	methyl	-OH	2
2-hydroxyethyl	-S(O) ₂ -	methyl	-OCH ₃	1
2-hydroxyethyl	-S(O) ₂ -	methyl	-OCH ₃	2
2-hydroxyethyl	-S(O) ₂ -	ethyl	-OH	1
2-hydroxyethyl	-S(O) ₂ -	ethyl	-OH	2
2-hydroxyethyl	-S(O) ₂ -	ethyl	-OCH ₃	1
2-hydroxyethyl	-S(O) ₂ -	ethyl	-OCH ₃	2
2-hydroxyethyl	-S(O) ₂ -	isopropyl	-OH	1
2-hydroxyethyl	-S(O) ₂ -	isopropyl	-OH	2
2-hydroxyethyl	-S(O) ₂ -	isopropyl	-OCH ₃	1
2-hydroxyethyl	-S(O) ₂ -	isopropyl	-OCH ₃	2
2-hydroxyethyl	-S(O) ₂ -	phenyl	-OH	1
2-hydroxyethyl	-S(O) ₂ -	phenyl	-OH	2
2-hydroxyethyl	-S(O) ₂ -	phenyl	-OCH ₃	1
2-hydroxyethyl	-S(O) ₂ -	phenyl	-OCH ₃	2
2-hydroxyethyl	-C(O)-NH-	methyl	-OH	1
2-hydroxyethyl	-C(O)-NH-	methyl	-OH	2
2-hydroxyethyl	-C(O)-NH-	methyl	-OCH ₃	1
2-hydroxyethyl	-C(O)-NH-	methyl	-OCH ₃	2
2-hydroxyethyl	-C(O)-NH-	ethyl	-OH	1
2-hydroxyethyl	-C(O)-NH-	ethyl	-OH	2
2-hydroxyethyl	-C(O)-NH-	ethyl	-OCH ₃	1
2-hydroxyethyl	-C(O)-NH-	ethyl	-OCH ₃	2
2-hydroxyethyl	-C(O)-NH-	isopropyl	-OH	1
2-hydroxyethyl	-C(O)-NH-	isopropyl	-OH	2
2-hydroxyethyl	-C(O)-NH-	isopropyl	-OCH ₃	1
2-hydroxyethyl	-C(O)-NH-	isopropyl	-OCH ₃	2
2-hydroxyethyl	-C(O)-NH-	phenyl	-OH	1
2-hydroxyethyl	-C(O)-NH-	phenyl	-OH	2
2-hydroxyethyl	-C(O)-NH-	phenyl	-OCH ₃	1
2-hydroxyethyl	-C(O)-NH-	phenyl	-OCH ₃	2
2-methoxyethyl	Bond	methyl	-OH	1
2-methoxyethyl	Bond	methyl	-OH	2

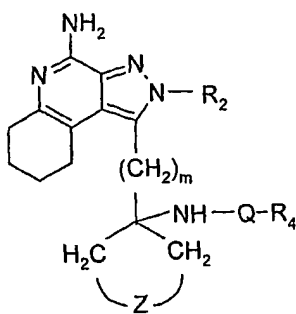
R ₂	Q	R ₄	R ₁	m
2-methoxyethyl	Bond	methyl	-OCH ₃	1
2-methoxyethyl	Bond	methyl	-OCH ₃	2
2-methoxyethyl	Bond	ethyl	-OH	1
2-methoxyethyl	Bond	ethyl	-OH	2
2-methoxyethyl	Bond	ethyl	-OCH ₃	1
2-methoxyethyl	Bond	ethyl	-OCH ₃	2
2-methoxyethyl	Bond	isopropyl	-OH	1
2-methoxyethyl	Bond	isopropyl	-OH	2
2-methoxyethyl	Bond	isopropyl	-OCH ₃	1
2-methoxyethyl	Bond	isopropyl	-OCH ₃	2
2-methoxyethyl	Bond	phenyl	-OH	1
2-methoxyethyl	Bond	phenyl	-OH	2
2-methoxyethyl	Bond	phenyl	-OCH ₃	1
2-methoxyethyl	Bond	phenyl	-OCH ₃	2
2-methoxyethyl	-C(O)-	methyl	-OH	1
2-methoxyethyl	-C(O)-	methyl	-OH	2
2-methoxyethyl	-C(O)-	methyl	-OCH ₃	1
2-methoxyethyl	-C(O)-	methyl	-OCH ₃	2
2-methoxyethyl	-C(O)-	ethyl	-OH	1
2-methoxyethyl	-C(O)-	ethyl	-OH	2
2-methoxyethyl	-C(O)-	ethyl	-OCH ₃	1
2-methoxyethyl	-C(O)-	ethyl	-OCH ₃	2
2-methoxyethyl	-C(O)-	isopropyl	-OH	1
2-methoxyethyl	-C(O)-	isopropyl	-OH	2
2-methoxyethyl	-C(O)-	isopropyl	-OCH ₃	1
2-methoxyethyl	-C(O)-	isopropyl	-OCH ₃	2
2-methoxyethyl	-C(O)-	phenyl	-OH	1
2-methoxyethyl	-C(O)-	phenyl	-OH	2
2-methoxyethyl	-C(O)-	phenyl	-OCH ₃	1
2-methoxyethyl	-C(O)-	phenyl	-OCH ₃	2
2-methoxyethyl	-S(O) ₂ -	methyl	-OH	1
2-methoxyethyl	-S(O) ₂ -	methyl	-OH	2
2-methoxyethyl	-S(O) ₂ -	methyl	-OCH ₃	1
2-methoxyethyl	-S(O) ₂ -	methyl	-OCH ₃	2
2-methoxyethyl	-S(O) ₂ -	ethyl	-OH	1
2-methoxyethyl	-S(O) ₂ -	ethyl	-OH	2
2-methoxyethyl	-S(O) ₂ -	ethyl	-OCH ₃	1
2-methoxyethyl	-S(O) ₂ -	ethyl	-OCH ₃	2
2-methoxyethyl	-S(O) ₂ -	isopropyl	-OH	1
2-methoxyethyl	-S(O) ₂ -	isopropyl	-OH	2
2-methoxyethyl	-S(O) ₂ -	isopropyl	-OCH ₃	1
2-methoxyethyl	-S(O) ₂ -	isopropyl	-OCH ₃	2
2-methoxyethyl	-S(O) ₂ -	phenyl	-OH	1
2-methoxyethyl	-S(O) ₂ -	phenyl	-OH	2
2-methoxyethyl	-S(O) ₂ -	phenyl	-OCH ₃	1

R ₂	Q	R ₄	R ₁	m
2-methoxyethyl	-S(O) ₂ -	phenyl	-OCH ₃	2
2-methoxyethyl	-C(O)-NH-	methyl	-OH	1
2-methoxyethyl	-C(O)-NH-	methyl	-OH	2
2-methoxyethyl	-C(O)-NH-	methyl	-OCH ₃	1
2-methoxyethyl	-C(O)-NH-	methyl	-OCH ₃	2
2-methoxyethyl	-C(O)-NH-	ethyl	-OH	1
2-methoxyethyl	-C(O)-NH-	ethyl	-OH	2
2-methoxyethyl	-C(O)-NH-	ethyl	-OCH ₃	1
2-methoxyethyl	-C(O)-NH-	ethyl	-OCH ₃	2
2-methoxyethyl	-C(O)-NH-	isopropyl	-OH	1
2-methoxyethyl	-C(O)-NH-	isopropyl	-OH	2
2-methoxyethyl	-C(O)-NH-	isopropyl	-OCH ₃	1
2-methoxyethyl	-C(O)-NH-	isopropyl	-OCH ₃	2
2-methoxyethyl	-C(O)-NH-	phenyl	-OH	1
2-methoxyethyl	-C(O)-NH-	phenyl	-OH	2
2-methoxyethyl	-C(O)-NH-	phenyl	-OCH ₃	1
2-methoxyethyl	-C(O)-NH-	phenyl	-OCH ₃	2

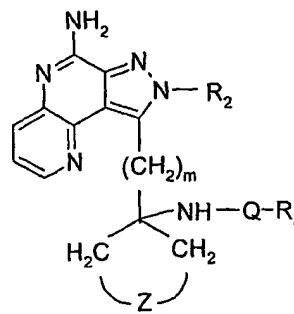
Certain exemplary compounds, including some of those described above in the Examples, have the following Formulas (III-3, IV-3, V-3, and VIII-3) wherein R₂, Q, Z, R₄, and m are defined immediately below in the table. Each row of the table is matched with Formula III-3, IV-3, V-3, or VIII-3 to represent a specific embodiment of the invention.



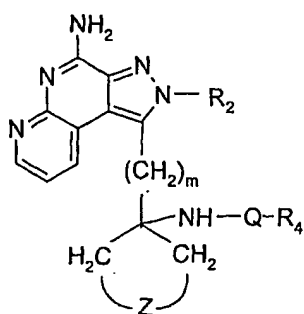
III-3



IV-3



V-3



VIII-3

R ₂	Q	Z	R ₄	m
methyl	Bond	-CH ₂ -	methyl	1
methyl	Bond	-CH ₂ -	methyl	2
methyl	Bond	-CH ₂ -	ethyl	1
methyl	Bond	-CH ₂ -	ethyl	2
methyl	Bond	-CH ₂ CH ₂ CH ₂ -	methyl	1
methyl	Bond	-CH ₂ CH ₂ CH ₂ -	methyl	2
methyl	Bond	-CH ₂ CH ₂ CH ₂ -	ethyl	1
methyl	Bond	-CH ₂ CH ₂ CH ₂ -	ethyl	2
methyl	Bond	-CH ₂ -O-CH ₂ -	methyl	1
methyl	Bond	-CH ₂ -O-CH ₂ -	methyl	2
methyl	Bond	-CH ₂ -O-CH ₂ -	ethyl	1
methyl	Bond	-CH ₂ -O-CH ₂ -	ethyl	2
methyl	-C(O)-	-CH ₂ -	methyl	1
methyl	-C(O)-	-CH ₂ -	methyl	2
methyl	-C(O)-	-CH ₂ -	ethyl	1
methyl	-C(O)-	-CH ₂ -	ethyl	2
methyl	-C(O)-	-CH ₂ CH ₂ CH ₂ -	methyl	1
methyl	-C(O)-	-CH ₂ CH ₂ CH ₂ -	methyl	2
methyl	-C(O)-	-CH ₂ CH ₂ CH ₂ -	ethyl	1
methyl	-C(O)-	-CH ₂ CH ₂ CH ₂ -	ethyl	2
methyl	-C(O)-	-CH ₂ -O-CH ₂ -	methyl	1
methyl	-C(O)-	-CH ₂ -O-CH ₂ -	methyl	2
methyl	-C(O)-	-CH ₂ -O-CH ₂ -	ethyl	1
methyl	-C(O)-	-CH ₂ -O-CH ₂ -	ethyl	2
methyl	-S(O) ₂ -	-CH ₂ -	methyl	1
methyl	-S(O) ₂ -	-CH ₂ -	methyl	2
methyl	-S(O) ₂ -	-CH ₂ -	ethyl	1
methyl	-S(O) ₂ -	-CH ₂ -	ethyl	2
methyl	-S(O) ₂ -	-CH ₂ CH ₂ CH ₂ -	methyl	1
methyl	-S(O) ₂ -	-CH ₂ CH ₂ CH ₂ -	methyl	2
methyl	-S(O) ₂ -	-CH ₂ CH ₂ CH ₂ -	ethyl	1
methyl	-S(O) ₂ -	-CH ₂ CH ₂ CH ₂ -	ethyl	2
methyl	-S(O) ₂ -	-CH ₂ -O-CH ₂ -	methyl	1

R ₂	Q	Z	R ₄	m
methyl	-S(O) ₂ -	-CH ₂ -O-CH ₂ -	methyl	2
methyl	-S(O) ₂ -	-CH ₂ -O-CH ₂ -	ethyl	1
methyl	-S(O) ₂ -	-CH ₂ -O-CH ₂ -	ethyl	2
methyl	-C(O)-NH-	-CH ₂ -	methyl	1
methyl	-C(O)-NH-	-CH ₂ -	methyl	2
methyl	-C(O)-NH-	-CH ₂ -	ethyl	1
methyl	-C(O)-NH-	-CH ₂ -	ethyl	2
methyl	-C(O)-NH-	-CH ₂ CH ₂ CH ₂ -	methyl	1
methyl	-C(O)-NH-	-CH ₂ CH ₂ CH ₂ -	methyl	2
methyl	-C(O)-NH-	-CH ₂ CH ₂ CH ₂ -	ethyl	1
methyl	-C(O)-NH-	-CH ₂ CH ₂ CH ₂ -	ethyl	2
methyl	-C(O)-NH-	-CH ₂ -O-CH ₂ -	methyl	1
methyl	-C(O)-NH-	-CH ₂ -O-CH ₂ -	methyl	2
methyl	-C(O)-NH-	-CH ₂ -O-CH ₂ -	ethyl	1
methyl	-C(O)-NH-	-CH ₂ -O-CH ₂ -	ethyl	2
ethyl	Bond	-CH ₂ -	methyl	1
ethyl	Bond	-CH ₂ -	methyl	2
ethyl	Bond	-CH ₂ -	ethyl	1
ethyl	Bond	-CH ₂ -	ethyl	2
ethyl	Bond	-CH ₂ CH ₂ CH ₂ -	methyl	1
ethyl	Bond	-CH ₂ CH ₂ CH ₂ -	methyl	2
ethyl	Bond	-CH ₂ CH ₂ CH ₂ -	ethyl	1
ethyl	Bond	-CH ₂ CH ₂ CH ₂ -	ethyl	2
ethyl	Bond	-CH ₂ -O-CH ₂ -	methyl	1
ethyl	Bond	-CH ₂ -O-CH ₂ -	methyl	2
ethyl	Bond	-CH ₂ -O-CH ₂ -	ethyl	1
ethyl	Bond	-CH ₂ -O-CH ₂ -	ethyl	2
ethyl	-C(O)-	-CH ₂ -	methyl	1
ethyl	-C(O)-	-CH ₂ -	methyl	2
ethyl	-C(O)-	-CH ₂ -	ethyl	1
ethyl	-C(O)-	-CH ₂ -	ethyl	2
ethyl	-C(O)-	-CH ₂ CH ₂ CH ₂ -	methyl	1
ethyl	-C(O)-	-CH ₂ CH ₂ CH ₂ -	methyl	2
ethyl	-C(O)-	-CH ₂ CH ₂ CH ₂ -	ethyl	1
ethyl	-C(O)-	-CH ₂ CH ₂ CH ₂ -	ethyl	2
ethyl	-C(O)-	-CH ₂ -O-CH ₂ -	methyl	1
ethyl	-C(O)-	-CH ₂ -O-CH ₂ -	methyl	2
ethyl	-C(O)-	-CH ₂ -O-CH ₂ -	ethyl	1
ethyl	-C(O)-	-CH ₂ -O-CH ₂ -	ethyl	2
ethyl	-S(O) ₂ -	-CH ₂ -	methyl	1
ethyl	-S(O) ₂ -	-CH ₂ -	methyl	2
ethyl	-S(O) ₂ -	-CH ₂ -	ethyl	1
ethyl	-S(O) ₂ -	-CH ₂ -	ethyl	2
ethyl	-S(O) ₂ -	-CH ₂ CH ₂ CH ₂ -	methyl	1
ethyl	-S(O) ₂ -	-CH ₂ CH ₂ CH ₂ -	methyl	2

R ₂	Q	Z	R ₄	m
ethyl	-S(O) ₂ -	-CH ₂ CH ₂ CH ₂ -	ethyl	1
ethyl	-S(O) ₂ -	-CH ₂ CH ₂ CH ₂ -	ethyl	2
ethyl	-S(O) ₂ -	-CH ₂ -O-CH ₂ -	methyl	1
ethyl	-S(O) ₂ -	-CH ₂ -O-CH ₂ -	methyl	2
ethyl	-S(O) ₂ -	-CH ₂ -O-CH ₂ -	ethyl	1
ethyl	-S(O) ₂ -	-CH ₂ -O-CH ₂ -	ethyl	2
ethyl	-C(O)-NH-	-CH ₂ -	methyl	1
ethyl	-C(O)-NH-	-CH ₂ -	methyl	2
ethyl	-C(O)-NH-	-CH ₂ -	ethyl	1
ethyl	-C(O)-NH-	-CH ₂ -	ethyl	2
ethyl	-C(O)-NH-	-CH ₂ CH ₂ CH ₂ -	methyl	1
ethyl	-C(O)-NH-	-CH ₂ CH ₂ CH ₂ -	methyl	2
ethyl	-C(O)-NH-	-CH ₂ CH ₂ CH ₂ -	ethyl	1
ethyl	-C(O)-NH-	-CH ₂ CH ₂ CH ₂ -	ethyl	2
ethyl	-C(O)-NH-	-CH ₂ -O-CH ₂ -	methyl	1
ethyl	-C(O)-NH-	-CH ₂ -O-CH ₂ -	methyl	2
ethyl	-C(O)-NH-	-CH ₂ -O-CH ₂ -	ethyl	1
ethyl	-C(O)-NH-	-CH ₂ -O-CH ₂ -	ethyl	2
<i>n</i> -propyl	Bond	-CH ₂ -	methyl	1
<i>n</i> -propyl	Bond	-CH ₂ -	methyl	2
<i>n</i> -propyl	Bond	-CH ₂ -	ethyl	1
<i>n</i> -propyl	Bond	-CH ₂ -	ethyl	2
<i>n</i> -propyl	Bond	-CH ₂ CH ₂ CH ₂ -	methyl	1
<i>n</i> -propyl	Bond	-CH ₂ CH ₂ CH ₂ -	methyl	2
<i>n</i> -propyl	Bond	-CH ₂ CH ₂ CH ₂ -	ethyl	1
<i>n</i> -propyl	Bond	-CH ₂ CH ₂ CH ₂ -	ethyl	2
<i>n</i> -propyl	Bond	-CH ₂ -O-CH ₂ -	methyl	1
<i>n</i> -propyl	Bond	-CH ₂ -O-CH ₂ -	methyl	2
<i>n</i> -propyl	Bond	-CH ₂ -O-CH ₂ -	ethyl	1
<i>n</i> -propyl	Bond	-CH ₂ -O-CH ₂ -	ethyl	2
<i>n</i> -propyl	-C(O)-	-CH ₂ -	methyl	1
<i>n</i> -propyl	-C(O)-	-CH ₂ -	methyl	2
<i>n</i> -propyl	-C(O)-	-CH ₂ -	ethyl	1
<i>n</i> -propyl	-C(O)-	-CH ₂ -	ethyl	2
<i>n</i> -propyl	-C(O)-	-CH ₂ CH ₂ CH ₂ -	methyl	1
<i>n</i> -propyl	-C(O)-	-CH ₂ CH ₂ CH ₂ -	methyl	2
<i>n</i> -propyl	-C(O)-	-CH ₂ CH ₂ CH ₂ -	ethyl	1
<i>n</i> -propyl	-C(O)-	-CH ₂ CH ₂ CH ₂ -	ethyl	2
<i>n</i> -propyl	-C(O)-	-CH ₂ -O-CH ₂ -	methyl	1
<i>n</i> -propyl	-C(O)-	-CH ₂ -O-CH ₂ -	methyl	2
<i>n</i> -propyl	-C(O)-	-CH ₂ -O-CH ₂ -	ethyl	1
<i>n</i> -propyl	-C(O)-	-CH ₂ -O-CH ₂ -	ethyl	2
<i>n</i> -propyl	-S(O) ₂ -	-CH ₂ -	methyl	1
<i>n</i> -propyl	-S(O) ₂ -	-CH ₂ -	methyl	2
<i>n</i> -propyl	-S(O) ₂ -	-CH ₂ -	ethyl	1

R ₂	Q	Z	R ₄	m
<i>n</i> -propyl	-S(O) ₂ -	-CH ₂ -	ethyl	2
<i>n</i> -propyl	-S(O) ₂ -	-CH ₂ CH ₂ CH ₂ -	methyl	1
<i>n</i> -propyl	-S(O) ₂ -	-CH ₂ CH ₂ CH ₂ -	methyl	2
<i>n</i> -propyl	-S(O) ₂ -	-CH ₂ CH ₂ CH ₂ -	ethyl	1
<i>n</i> -propyl	-S(O) ₂ -	-CH ₂ CH ₂ CH ₂ -	ethyl	2
<i>n</i> -propyl	-S(O) ₂ -	-CH ₂ -O-CH ₂ -	methyl	1
<i>n</i> -propyl	-S(O) ₂ -	-CH ₂ -O-CH ₂ -	methyl	2
<i>n</i> -propyl	-S(O) ₂ -	-CH ₂ -O-CH ₂ -	ethyl	1
<i>n</i> -propyl	-S(O) ₂ -	-CH ₂ -O-CH ₂ -	ethyl	2
<i>n</i> -propyl	-C(O)-NH-	-CH ₂ -	methyl	1
<i>n</i> -propyl	-C(O)-NH-	-CH ₂ -	methyl	2
<i>n</i> -propyl	-C(O)-NH-	-CH ₂ -	ethyl	1
<i>n</i> -propyl	-C(O)-NH-	-CH ₂ -	ethyl	2
<i>n</i> -propyl	-C(O)-NH-	-CH ₂ CH ₂ CH ₂ -	methyl	1
<i>n</i> -propyl	-C(O)-NH-	-CH ₂ CH ₂ CH ₂ -	methyl	2
<i>n</i> -propyl	-C(O)-NH-	-CH ₂ CH ₂ CH ₂ -	ethyl	1
<i>n</i> -propyl	-C(O)-NH-	-CH ₂ CH ₂ CH ₂ -	ethyl	2
<i>n</i> -propyl	-C(O)-NH-	-CH ₂ -O-CH ₂ -	methyl	1
<i>n</i> -propyl	-C(O)-NH-	-CH ₂ -O-CH ₂ -	methyl	2
<i>n</i> -propyl	-C(O)-NH-	-CH ₂ -O-CH ₂ -	ethyl	1
<i>n</i> -propyl	-C(O)-NH-	-CH ₂ -O-CH ₂ -	ethyl	2
<i>n</i> -butyl	Bond	-CH ₂ -	methyl	1
<i>n</i> -butyl	Bond	-CH ₂ -	methyl	2
<i>n</i> -butyl	Bond	-CH ₂ -	ethyl	1
<i>n</i> -butyl	Bond	-CH ₂ -	ethyl	2
<i>n</i> -butyl	Bond	-CH ₂ CH ₂ CH ₂ -	methyl	1
<i>n</i> -butyl	Bond	-CH ₂ CH ₂ CH ₂ -	methyl	2
<i>n</i> -butyl	Bond	-CH ₂ CH ₂ CH ₂ -	ethyl	1
<i>n</i> -butyl	Bond	-CH ₂ CH ₂ CH ₂ -	ethyl	2
<i>n</i> -butyl	Bond	-CH ₂ -O-CH ₂ -	methyl	1
<i>n</i> -butyl	Bond	-CH ₂ -O-CH ₂ -	methyl	2
<i>n</i> -butyl	Bond	-CH ₂ -O-CH ₂ -	ethyl	1
<i>n</i> -butyl	Bond	-CH ₂ -O-CH ₂ -	ethyl	2
<i>n</i> -butyl	-C(O)-	-CH ₂ -	methyl	1
<i>n</i> -butyl	-C(O)-	-CH ₂ -	methyl	2
<i>n</i> -butyl	-C(O)-	-CH ₂ -	ethyl	1
<i>n</i> -butyl	-C(O)-	-CH ₂ -	ethyl	2
<i>n</i> -butyl	-C(O)-	-CH ₂ CH ₂ CH ₂ -	methyl	1
<i>n</i> -butyl	-C(O)-	-CH ₂ CH ₂ CH ₂ -	methyl	2
<i>n</i> -butyl	-C(O)-	-CH ₂ CH ₂ CH ₂ -	ethyl	1
<i>n</i> -butyl	-C(O)-	-CH ₂ CH ₂ CH ₂ -	ethyl	2
<i>n</i> -butyl	-C(O)-	-CH ₂ -O-CH ₂ -	methyl	1
<i>n</i> -butyl	-C(O)-	-CH ₂ -O-CH ₂ -	methyl	2
<i>n</i> -butyl	-C(O)-	-CH ₂ -O-CH ₂ -	ethyl	1
<i>n</i> -butyl	-C(O)-	-CH ₂ -O-CH ₂ -	ethyl	2

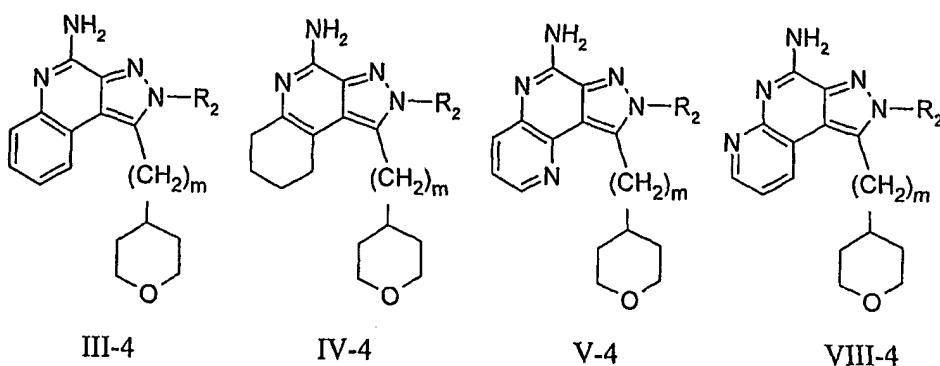
R ₂	Q	Z	R ₄	m
<i>n</i> -butyl	-S(O) ₂ -	-CH ₂ -	methyl	1
<i>n</i> -butyl	-S(O) ₂ -	-CH ₂ -	methyl	2
<i>n</i> -butyl	-S(O) ₂ -	-CH ₂ -	ethyl	1
<i>n</i> -butyl	-S(O) ₂ -	-CH ₂ -	ethyl	2
<i>n</i> -butyl	-S(O) ₂ -	-CH ₂ CH ₂ CH ₂ -	methyl	1
<i>n</i> -butyl	-S(O) ₂ -	-CH ₂ CH ₂ CH ₂ -	methyl	2
<i>n</i> -butyl	-S(O) ₂ -	-CH ₂ CH ₂ CH ₂ -	ethyl	1
<i>n</i> -butyl	-S(O) ₂ -	-CH ₂ CH ₂ CH ₂ -	ethyl	2
<i>n</i> -butyl	-S(O) ₂ -	-CH ₂ -O-CH ₂ -	methyl	1
<i>n</i> -butyl	-S(O) ₂ -	-CH ₂ -O-CH ₂ -	methyl	2
<i>n</i> -butyl	-S(O) ₂ -	-CH ₂ -O-CH ₂ -	ethyl	1
<i>n</i> -butyl	-S(O) ₂ -	-CH ₂ -O-CH ₂ -	ethyl	2
<i>n</i> -butyl	-C(O)-NH-	-CH ₂ -	methyl	1
<i>n</i> -butyl	-C(O)-NH-	-CH ₂ -	methyl	2
<i>n</i> -butyl	-C(O)-NH-	-CH ₂ -	ethyl	1
<i>n</i> -butyl	-C(O)-NH-	-CH ₂ -	ethyl	2
<i>n</i> -butyl	-C(O)-NH-	-CH ₂ CH ₂ CH ₂ -	methyl	1
<i>n</i> -butyl	-C(O)-NH-	-CH ₂ CH ₂ CH ₂ -	methyl	2
<i>n</i> -butyl	-C(O)-NH-	-CH ₂ CH ₂ CH ₂ -	ethyl	1
<i>n</i> -butyl	-C(O)-NH-	-CH ₂ CH ₂ CH ₂ -	ethyl	2
<i>n</i> -butyl	-C(O)-NH-	-CH ₂ -O-CH ₂ -	methyl	1
<i>n</i> -butyl	-C(O)-NH-	-CH ₂ -O-CH ₂ -	methyl	2
<i>n</i> -butyl	-C(O)-NH-	-CH ₂ -O-CH ₂ -	ethyl	1
<i>n</i> -butyl	-C(O)-NH-	-CH ₂ -O-CH ₂ -	ethyl	2
2-hydroxyethyl	Bond	-CH ₂ -	methyl	1
2-hydroxyethyl	Bond	-CH ₂ -	methyl	2
2-hydroxyethyl	Bond	-CH ₂ -	ethyl	1
2-hydroxyethyl	Bond	-CH ₂ -	ethyl	2
2-hydroxyethyl	Bond	-CH ₂ CH ₂ CH ₂ -	methyl	1
2-hydroxyethyl	Bond	-CH ₂ CH ₂ CH ₂ -	methyl	2
2-hydroxyethyl	Bond	-CH ₂ CH ₂ CH ₂ -	ethyl	1
2-hydroxyethyl	Bond	-CH ₂ CH ₂ CH ₂ -	ethyl	2
2-hydroxyethyl	Bond	-CH ₂ -O-CH ₂ -	methyl	1
2-hydroxyethyl	Bond	-CH ₂ -O-CH ₂ -	methyl	2
2-hydroxyethyl	Bond	-CH ₂ -O-CH ₂ -	ethyl	1
2-hydroxyethyl	Bond	-CH ₂ -O-CH ₂ -	ethyl	2
2-hydroxyethyl	-C(O)-	-CH ₂ -	methyl	1
2-hydroxyethyl	-C(O)-	-CH ₂ -	methyl	2
2-hydroxyethyl	-C(O)-	-CH ₂ -	ethyl	1
2-hydroxyethyl	-C(O)-	-CH ₂ -	ethyl	2
2-hydroxyethyl	-C(O)-	-CH ₂ CH ₂ CH ₂ -	methyl	1
2-hydroxyethyl	-C(O)-	-CH ₂ CH ₂ CH ₂ -	methyl	2
2-hydroxyethyl	-C(O)-	-CH ₂ CH ₂ CH ₂ -	ethyl	1
2-hydroxyethyl	-C(O)-	-CH ₂ CH ₂ CH ₂ -	ethyl	2
2-hydroxyethyl	-C(O)-	-CH ₂ -O-CH ₂ -	methyl	1

R ₂	Q	Z	R ₄	m
2-hydroxyethyl	-C(O)-	-CH ₂ -O-CH ₂ -	methyl	2
2-hydroxyethyl	-C(O)-	-CH ₂ -O-CH ₂ -	ethyl	1
2-hydroxyethyl	-C(O)-	-CH ₂ -O-CH ₂ -	ethyl	2
2-hydroxyethyl	-S(O) ₂ -	-CH ₂ -	methyl	1
2-hydroxyethyl	-S(O) ₂ -	-CH ₂ -	methyl	2
2-hydroxyethyl	-S(O) ₂ -	-CH ₂ -	ethyl	1
2-hydroxyethyl	-S(O) ₂ -	-CH ₂ -	ethyl	2
2-hydroxyethyl	-S(O) ₂ -	-CH ₂ CH ₂ CH ₂ -	methyl	1
2-hydroxyethyl	-S(O) ₂ -	-CH ₂ CH ₂ CH ₂ -	methyl	2
2-hydroxyethyl	-S(O) ₂ -	-CH ₂ CH ₂ CH ₂ -	ethyl	1
2-hydroxyethyl	-S(O) ₂ -	-CH ₂ CH ₂ CH ₂ -	ethyl	2
2-hydroxyethyl	-S(O) ₂ -	-CH ₂ -O-CH ₂ -	methyl	1
2-hydroxyethyl	-S(O) ₂ -	-CH ₂ -O-CH ₂ -	methyl	2
2-hydroxyethyl	-S(O) ₂ -	-CH ₂ -O-CH ₂ -	ethyl	1
2-hydroxyethyl	-S(O) ₂ -	-CH ₂ -O-CH ₂ -	ethyl	2
2-hydroxyethyl	-C(O)-NH-	-CH ₂ -	methyl	1
2-hydroxyethyl	-C(O)-NH-	-CH ₂ -	methyl	2
2-hydroxyethyl	-C(O)-NH-	-CH ₂ -	ethyl	1
2-hydroxyethyl	-C(O)-NH-	-CH ₂ -	ethyl	2
2-hydroxyethyl	-C(O)-NH-	-CH ₂ CH ₂ CH ₂ -	methyl	1
2-hydroxyethyl	-C(O)-NH-	-CH ₂ CH ₂ CH ₂ -	methyl	2
2-hydroxyethyl	-C(O)-NH-	-CH ₂ CH ₂ CH ₂ -	ethyl	1
2-hydroxyethyl	-C(O)-NH-	-CH ₂ CH ₂ CH ₂ -	ethyl	2
2-hydroxyethyl	-C(O)-NH-	-CH ₂ -O-CH ₂ -	methyl	1
2-hydroxyethyl	-C(O)-NH-	-CH ₂ -O-CH ₂ -	methyl	2
2-hydroxyethyl	-C(O)-NH-	-CH ₂ -O-CH ₂ -	ethyl	1
2-hydroxyethyl	-C(O)-NH-	-CH ₂ -O-CH ₂ -	ethyl	2
2-methoxyethyl	Bond	-CH ₂ -	methyl	1
2-methoxyethyl	Bond	-CH ₂ -	methyl	2
2-methoxyethyl	Bond	-CH ₂ -	ethyl	1
2-methoxyethyl	Bond	-CH ₂ -	ethyl	2
2-methoxyethyl	Bond	-CH ₂ CH ₂ CH ₂ -	methyl	1
2-methoxyethyl	Bond	-CH ₂ CH ₂ CH ₂ -	methyl	2
2-methoxyethyl	Bond	-CH ₂ CH ₂ CH ₂ -	ethyl	1
2-methoxyethyl	Bond	-CH ₂ CH ₂ CH ₂ -	ethyl	2
2-methoxyethyl	Bond	-CH ₂ -O-CH ₂ -	methyl	1
2-methoxyethyl	Bond	-CH ₂ -O-CH ₂ -	methyl	2
2-methoxyethyl	Bond	-CH ₂ -O-CH ₂ -	ethyl	1
2-methoxyethyl	Bond	-CH ₂ -O-CH ₂ -	ethyl	2
2-methoxyethyl	-C(O)-	-CH ₂ -	methyl	1
2-methoxyethyl	-C(O)-	-CH ₂ -	methyl	2
2-methoxyethyl	-C(O)-	-CH ₂ -	ethyl	1
2-methoxyethyl	-C(O)-	-CH ₂ -	ethyl	2
2-methoxyethyl	-C(O)-	-CH ₂ CH ₂ CH ₂ -	methyl	1
2-methoxyethyl	-C(O)-	-CH ₂ CH ₂ CH ₂ -	methyl	2

R ₂	Q	Z	R ₄	m
2-methoxyethyl	-C(O)-	-CH ₂ CH ₂ CH ₂ -	ethyl	1
2-methoxyethyl	-C(O)-	-CH ₂ CH ₂ CH ₂ -	ethyl	2
2-methoxyethyl	-C(O)-	-CH ₂ -O-CH ₂ -	methyl	1
2-methoxyethyl	-C(O)-	-CH ₂ -O-CH ₂ -	methyl	2
2-methoxyethyl	-C(O)-	-CH ₂ -O-CH ₂ -	ethyl	1
2-methoxyethyl	-C(O)-	-CH ₂ -O-CH ₂ -	ethyl	2
2-methoxyethyl	-S(O) ₂ -	-CH ₂ -	methyl	1
2-methoxyethyl	-S(O) ₂ -	-CH ₂ -	methyl	2
2-methoxyethyl	-S(O) ₂ -	-CH ₂ -	ethyl	1
2-methoxyethyl	-S(O) ₂ -	-CH ₂ -	ethyl	2
2-methoxyethyl	-S(O) ₂ -	-CH ₂ CH ₂ CH ₂ -	methyl	1
2-methoxyethyl	-S(O) ₂ -	-CH ₂ CH ₂ CH ₂ -	methyl	2
2-methoxyethyl	-S(O) ₂ -	-CH ₂ CH ₂ CH ₂ -	ethyl	1
2-methoxyethyl	-S(O) ₂ -	-CH ₂ CH ₂ CH ₂ -	ethyl	2
2-methoxyethyl	-S(O) ₂ -	-CH ₂ -O-CH ₂ -	methyl	1
2-methoxyethyl	-S(O) ₂ -	-CH ₂ -O-CH ₂ -	methyl	2
2-methoxyethyl	-S(O) ₂ -	-CH ₂ -O-CH ₂ -	ethyl	1
2-methoxyethyl	-S(O) ₂ -	-CH ₂ -O-CH ₂ -	ethyl	2
2-methoxyethyl	-C(O)-NH-	-CH ₂ -	methyl	1
2-methoxyethyl	-C(O)-NH-	-CH ₂ -	methyl	2
2-methoxyethyl	-C(O)-NH-	-CH ₂ -	ethyl	1
2-methoxyethyl	-C(O)-NH-	-CH ₂ -	ethyl	2
2-methoxyethyl	-C(O)-NH-	-CH ₂ CH ₂ CH ₂ -	methyl	1
2-methoxyethyl	-C(O)-NH-	-CH ₂ CH ₂ CH ₂ -	methyl	2
2-methoxyethyl	-C(O)-NH-	-CH ₂ CH ₂ CH ₂ -	ethyl	1
2-methoxyethyl	-C(O)-NH-	-CH ₂ CH ₂ CH ₂ -	ethyl	2
2-methoxyethyl	-C(O)-NH-	-CH ₂ -O-CH ₂ -	methyl	1
2-methoxyethyl	-C(O)-NH-	-CH ₂ -O-CH ₂ -	methyl	2
2-methoxyethyl	-C(O)-NH-	-CH ₂ -O-CH ₂ -	ethyl	1
2-methoxyethyl	-C(O)-NH-	-CH ₂ -O-CH ₂ -	ethyl	2

Certain exemplary compounds, including some of those described above in the Examples, have the following Formulas (III-4, IV-4, V-4, and VIII-4) wherein R₂ and m are defined immediately below in the table. Each row of the table is matched with

5 Formula III-4, IV-4, V-4, or VIII-4 to represent a specific embodiment of the invention.



R ₂	m
methyl	1
methyl	2
ethyl	1
ethyl	2
<i>n</i> -propyl	1
<i>n</i> -propyl	2
<i>n</i> -butyl	1
<i>n</i> -butyl	2
2-hydroxyethyl	1
2-hydroxyethyl	2
2-methoxyethyl	1
2-methoxyethyl	2

5

Compounds of the invention have been found to modulate cytokine biosynthesis by inducing the production of interferon α and/or tumor necrosis factor α in human cells when tested using one of the methods described below.

10

CYTOKINE INDUCTION IN HUMAN CELLS

An in vitro human blood cell system is used to assess cytokine induction. Activity is based on the measurement of interferon (α) and tumor necrosis factor (α) (IFN- α and TNF- α , respectively) secreted into culture media as described by Testerman et al. in "Cytokine Induction by the Immunomodulators Imiquimod and S-27609," *Journal of Leukocyte Biology*, 58, 365-372 (September, 1995).

15

Blood Cell Preparation for Culture

Whole blood from healthy human donors is collected by venipuncture into vacutainer tubes or syringes containing EDTA. Peripheral blood mononuclear cells (PBMC) are separated from whole blood by density gradient centrifugation using
5 HISTOPAQUE-1077 (Sigma, St. Louis, MO) or Ficoll-Paque Plus (Amersham Biosciences Piscataway, NJ). Blood is diluted 1:1 with Dulbecco's Phosphate Buffered Saline (DPBS) or Hank's Balanced Salts Solution (HBSS). Alternately, whole blood is placed in Accuspin (Sigma) or LeucoSep (Greiner Bio-One, Inc., Longwood, FL) centrifuge frit tubes containing density gradient medium. The PBMC layer is collected
10 and washed twice with DPBS or HBSS and re-suspended at 4×10^6 cells/mL in RPMI complete. The PBMC suspension is added to 96 well flat bottom sterile tissue culture plates containing an equal volume of RPMI complete media containing test compound.

Compound Preparation

15 The compounds are solubilized in dimethyl sulfoxide (DMSO). The DMSO concentration should not exceed a final concentration of 1% for addition to the culture wells. The compounds are generally tested at concentrations ranging from 30-0.014 μM . Controls include cell samples with media only, cell samples with DMSO only (no compound), and cell samples with reference compound.

20

Incubation

The solution of test compound is added at 60 μM to the first well containing RPMI complete and serial 3 fold dilutions are made in the wells. The PBMC suspension is then added to the wells in an equal volume, bringing the test compound concentrations to the
25 desired range (usually 30-0.014 μM). The final concentration of PBMC suspension is 2×10^6 cells/mL. The plates are covered with sterile plastic lids, mixed gently and then incubated for 18 hours to 24 hours at 37°C in a 5% carbon dioxide atmosphere.

Separation

30 Following incubation the plates are centrifuged for 10 minutes at 1000 rpm (approximately 200 x g) at 4°C. The cell-free culture supernatant is removed and transferred to sterile polypropylene tubes. Samples are maintained at -30°C to -70°C until

analysis. The samples are analyzed for IFN- α by ELISA and for TNF- α by IGEN/BioVeris Assay.

Interferon (α) and Tumor Necrosis Factor (α) Analysis

5 IFN- α concentration is determined with a human multi-subtype colorimetric sandwich ELISA (Catalog Number 41105) from PBL Biomedical Laboratories, Piscataway, NJ. Results are expressed in pg/mL.

The TNF- α concentration is determined by ORIGEN M-Series Immunoassay and read on an IGEN M-8 analyzer from BioVeris Corporation, formerly known as IGEN
10 International, Gaithersburg, MD. The immunoassay uses a human TNF- α capture and detection antibody pair (Catalog Numbers AHC3419 and AHC3712) from Biosource International, Camarillo, CA. Results are expressed in pg/mL.

Assay Data and Analysis

15 In total, the data output of the assay consists of concentration values of TNF- α and IFN- α (y-axis) as a function of compound concentration (x-axis).

Analysis of the data has two steps. First, the greater of the mean DMSO (DMSO control wells) or the experimental background (usually 20 pg/mL for IFN- α and 40 pg/mL for TNF- α) is subtracted from each reading. If any negative values result from
20 background subtraction, the reading is reported as " * ", and is noted as not reliably detectable. In subsequent calculations and statistics, " * ", is treated as a zero. Second, all background subtracted values are multiplied by a single adjustment ratio to decrease experiment to experiment variability. The adjustment ratio is the area of the reference compound in the new experiment divided by the expected area of the reference compound
25 based on the past 61 experiments (unadjusted readings). This results in the scaling of the reading (y-axis) for the new data without changing the shape of the dose-response curve. The reference compound used is 2-[4-amino-2-ethoxymethyl-6,7,8,9-tetrahydro- α,α -dimethyl-1*H*-imidazo[4,5-*c*]quinolin-1-yl]ethanol hydrate (U.S. Patent No. 5,352,784; Example 91) and the expected area is the sum of the median dose values from the past 61
30 experiments.

The minimum effective concentration is calculated based on the background-subtracted, reference-adjusted results for a given experiment and compound. The

minimum effective concentration (μmolar) is the lowest of the tested compound concentrations that induces a response over a fixed cytokine concentration for the tested cytokine (usually 20 pg/mL for IFN- α and 40 pg/mL for TNF- α). The maximal response is the maximal amount of cytokine (pg/ml) produced in the dose-response.

5

CYTOKINE INDUCTION IN HUMAN CELLS

(High Throughput Screen)

The CYTOKINE INDUCTION IN HUMAN CELLS test method described above was modified as follows for high throughput screening.

10

Blood Cell Preparation for Culture

Whole blood from healthy human donors is collected by venipuncture into vacutainer tubes or syringes containing EDTA. Peripheral blood mononuclear cells (PBMC) are separated from whole blood by density gradient centrifugation using HISTOPAQUE-1077 (Sigma, St. Louis, MO) or Ficoll-Paque Plus (Amersham Biosciences Piscataway, NJ). Whole blood is placed in Accuspin (Sigma) or LeucoSep (Greiner Bio-One, Inc., Longwood, FL) centrifuge frit tubes containing density gradient medium. The PBMC layer is collected and washed twice with DPBS or HBSS and re-suspended at 4×10^6 cells/mL in RPMI complete (2-fold the final cell density). The PBMC suspension is added to 96-well flat bottom sterile tissue culture plates.

20

Compound Preparation

The compounds are solubilized in dimethyl sulfoxide (DMSO). The compounds are generally tested at concentrations ranging from 30 - 0.014 μM . Controls include cell samples with media only, cell samples with DMSO only (no compound), and cell samples with a reference compound 2-[4-amino-2-ethoxymethyl-6,7,8,9-tetrahydro- α,α -dimethyl-1H-imidazo[4,5-c]quinolin-1-yl]ethanol hydrate (U.S. Patent No. 5,352,784; Example 91) on each plate. The solution of test compound is added at 7.5 mM to the first well of a dosing plate and serial 3 fold dilutions are made for the 7 subsequent concentrations in DMSO. RPMI Complete media is then added to the test compound dilutions in order to reach a final compound concentration of 2-fold higher (60 - 0.028 μM) than the final tested concentration range.

30

Incubation

Compound solution is then added to the wells containing the PBMC suspension bringing the test compound concentrations to the desired range (usually 30 μM - 0.014 μM) and the DMSO concentration to 0.4%. The final concentration of PBMC suspension is 2×10^6 cells/mL. The plates are covered with sterile plastic lids, mixed gently and then incubated for 18 to 24 hours at 37°C in a 5% carbon dioxide atmosphere.

Separation

Following incubation the plates are centrifuged for 10 minutes at 1000 rpm (approximately 200 g) at 4°C. 4-plex Human Panel MSD MULTI-SPOT 96-well plates are pre-coated with the appropriate capture antibodies by MesoScale Discovery, Inc. (MSD, Gaithersburg, MD). The cell-free culture supernatants are removed and transferred to the MSD plates. Fresh samples are typically tested, although they may be maintained at -30°C to -70°C until analysis.

Interferon- α and Tumor Necrosis Factor- α Analysis

MSD MULTI-SPOT plates contain within each well capture antibodies for human TNF- α and human IFN- α that have been pre-coated on specific spots. Each well contains four spots: one human TNF- α capture antibody (MSD) spot, one human IFN- α capture antibody (PBL Biomedical Laboratories, Piscataway, NJ) spot, and two inactive bovine serum albumin spots. The human TNF- α capture and detection antibody pair is from MesoScale Discovery. The human IFN- α multi-subtype antibody (PBL Biomedical Laboratories) captures all IFN- α subtypes except IFN- α F (IFNA21). Standards consist of recombinant human TNF- α (R&D Systems, Minneapolis, MN) and IFN- α (PBL Biomedical Laboratories). Samples and separate standards are added at the time of analysis to each MSD plate. Two human IFN- α detection antibodies (Cat. Nos. 21112 & 21100, PBL) are used in a two to one ratio (weight:weight) to each other to determine the IFN- α concentrations. The cytokine-specific detection antibodies are labeled with the SULFO-TAG reagent (MSD). After adding the SULFO-TAG labeled detection antibodies to the wells, each well's electrochemoluminescent levels are read using MSD's SECTOR

HTS READER. Results are expressed in pg/mL upon calculation with known cytokine standards.

Assay Data and Analysis

5 In total, the data output of the assay consists of concentration values of TNF- α or IFN- α (y-axis) as a function of compound concentration (x-axis).

A plate-wise scaling is performed within a given experiment aimed at reducing plate-to-plate variability associated within the same experiment. First, the greater of the median DMSO (DMSO control wells) or the experimental background (usually 20 pg/mL for IFN- α and 40 pg/mL for TNF- α) is subtracted from each reading. Negative values that
10 may result from background subtraction are set to zero. Each plate within a given experiment has a reference compound that serves as a control. This control is used to calculate a median expected area under the curve across all plates in the assay. A plate-wise scaling factor is calculated for each plate as a ratio of the area of the reference
15 compound on the particular plate to the median expected area for the entire experiment. The data from each plate are then multiplied by the plate-wise scaling factor for all plates. Only data from plates bearing a scaling factor of between 0.5 and 2.0 (for both cytokines IFN- α , TNF- α) are reported. Data from plates with scaling factors outside the above-mentioned interval are retested until they bear scaling factors inside the above mentioned
20 interval. The above method produces a scaling of the y-values without altering the shape of the curve. The reference compound used is 2-[4-amino-2-ethoxymethyl-6,7,8,9-tetrahydro- α,α -dimethyl-1*H*-imidazo[4,5-*c*]quinolin-1-yl]ethanol hydrate (U.S. Patent No. 5,352,784; Example 91). The median expected area is the median area across all plates that are part of a given experiment.

25 A second scaling may also be performed to reduce inter-experiment variability (across multiple experiments). All background-subtracted values are multiplied by a single adjustment ratio to decrease experiment-to-experiment variability. The adjustment ratio is the area of the reference compound in the new experiment divided by the expected area of the reference compound based on an average of previous experiments (unadjusted
30 readings). This results in the scaling of the reading (y-axis) for the new data without changing the shape of the dose-response curve. The reference compound used is 2-[4-amino-2-ethoxymethyl-6,7,8,9-tetrahydro- α,α -dimethyl-1*H*-imidazo[4,5-*c*]quinolin-1-

yl]ethanol hydrate (U.S. Patent No. 5,352,784; Example 91) and the expected area is the sum of the median dose values from an average of previous experiments.

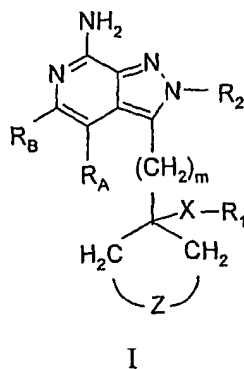
5 The minimum effective concentration is calculated based on the background-subtracted, reference-adjusted results for a given experiment and compound. The minimum effective concentration (μ molar) is the lowest of the tested compound concentrations that induces a response over a fixed cytokine concentration for the tested cytokine (usually 20 pg/mL for IFN- α and 40 pg/mL for TNF- α). The maximal response is the maximal amount of cytokine (pg/ml) produced in the dose-response.

10

The complete disclosures of the patents, patent documents, and publications cited herein are incorporated by reference in their entirety as if each were individually incorporated. Various modifications and alterations to this invention will become apparent to those skilled in the art without departing from the scope and spirit of this invention. It should be understood that this invention is not intended to be unduly limited by the illustrative embodiments and examples set forth herein and that such examples and 15 embodiments are presented by way of example only with the scope of the invention intended to be limited only by the claims set forth herein as follows.

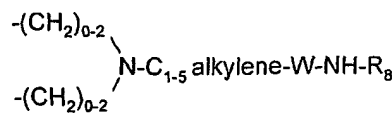
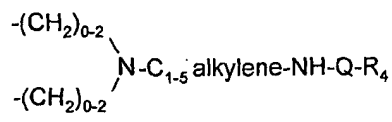
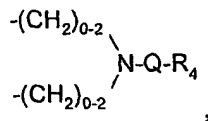
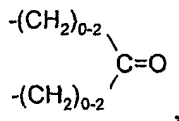
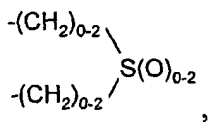
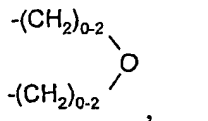
WHAT IS CLAIMED IS:

1. A compound of the Formula I:



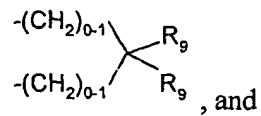
5 wherein:

Z is selected from the group consisting of:



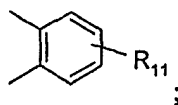
a bond,

C₁₋₅alkylene,



10

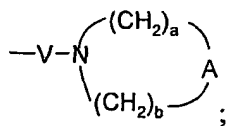
15



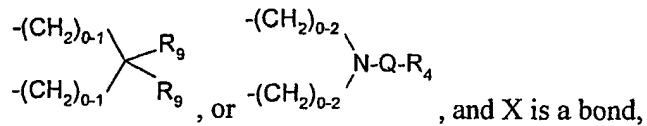
X is selected from the group consisting of a bond, -C₂₋₃ alkylene-, and -O-C₂₋₃ alkylene-;

R₁ is selected from the group consisting of:

- 5 hydrogen,
- hydroxy,
- fluorine,
- alkoxy,
- N(R₉)₂,
- 10 -NH-Q-R₄,
- S(O)₀₋₂-alkyl,
- S(O)₂-NH-R₉,
- C(R₆)-N(R₈)-R₄,
- O-C(R₆)-N(R₈)-R₄,
- 15 -C(R₆)-O-alkyl,
- O-C(R₆)-R₄, and



with the proviso that when Z is a bond, C₁₋₅ alkylene,



20 then R₁ is other than hydrogen;

m is an integer from 1 to 5;

R_A and R_B are each independently selected from the group consisting of:

- hydrogen,
- halogen,
- 25 alkyl,
- alkenyl,
- alkoxy,

alkylthio, and

-N(R₉)₂;

or when taken together, R_A and R_B form a fused aryl ring or heteroaryl ring containing one heteroatom selected from the group consisting of N and S wherein the aryl or heteroaryl ring is unsubstituted or substituted by one or more R groups;

or when taken together, R_A and R_B form a fused 5 to 7 membered saturated ring, optionally containing one heteroatom selected from the group consisting of N and S, and unsubstituted or substituted by one or more R groups;

R is selected from the group consisting of:

halogen,

hydroxy,

alkyl,

haloalkyl,

alkoxy, and

-N(R₉)₂;

R₂ is selected from the group consisting of:

hydrogen,

alkyl,

alkoxyalkylenyl,

hydroxyalkylenyl,

haloalkylenyl, and

R₄-C(R₆)-O-C₁₋₄ alkylenyl;

R₄ is selected from the group consisting of hydrogen, alkyl, alkenyl, alkynyl, aryl, arylalkylenyl, aryloxyalkylenyl, alkylarylenyl, heteroaryl, heteroarylalkylenyl, heteroaryloxyalkylenyl, alkylheteroarylenyl, and heterocyclyl, wherein the alkyl, alkenyl, alkynyl, aryl, arylalkylenyl, aryloxyalkylenyl, alkylarylenyl, heteroaryl, heteroarylalkylenyl, heteroaryloxyalkylenyl, alkylheteroarylenyl, and heterocyclyl groups can be unsubstituted or substituted by one or more substituents independently selected from the group consisting of alkyl, alkoxy, hydroxyalkyl, haloalkyl, haloalkoxy, halogen, nitro, hydroxy, mercapto, cyano, aryl, aryloxy, arylalkyleneoxy, heteroaryl, heteroaryloxy, heteroarylalkyleneoxy, heterocyclyl, amino, acetylamino, alkylamino, dialkylamino,

(dialkylamino)alkyleneoxy, and in the case of alkyl, alkenyl, alkynyl, and heterocyclyl, oxo;

R_6 is selected from the group consisting of =O and =S;

5 R_8 is selected from the group consisting of hydrogen, alkyl, alkoxyalkylenyl, and arylalkylenyl;

R_9 is selected from the group consisting of hydrogen and alkyl;

R_{11} is selected from the group consisting of hydrogen, alkyl, halogen, and trifluoromethyl;

10 A is selected from the group consisting of -O-, -C(O)-, -S(O)₀₋₂-, -CH₂-, and -N(R₄)-;

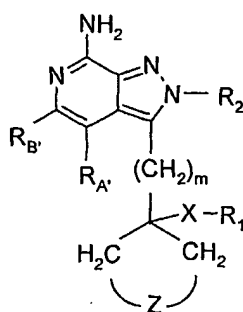
Q is selected from the group consisting of a bond, -C(R₆)-, -C(R₆)-C(R₆)-, -S(O)₂-, -C(R₆)-N(R₈)-W-, -S(O)₂-N(R₈)-, -C(R₆)-O-, and -C(R₆)-N(OR₉)-;

V is selected from the group consisting of -C(R₆)-, -O-C(R₆)-, -N(R₈)-C(R₆)-, and -S(O)₂-;

15 W is selected from the group consisting of a bond, -C(O)-, and -S(O)₂-;

a and b are independently integers from 1 to 6 with the proviso that a + b is ≤ 7; or a pharmaceutically acceptable salt thereof.

2. A compound of the Formula II:

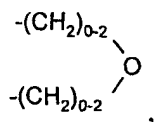


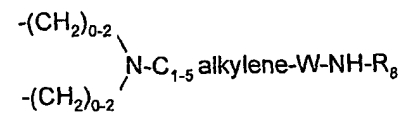
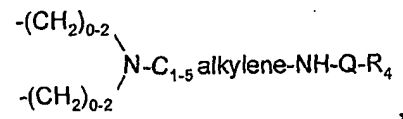
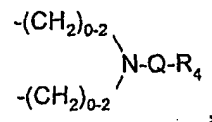
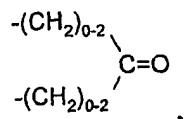
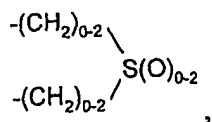
II

20

wherein:

Z is selected from the group consisting of:

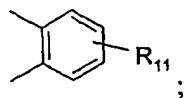
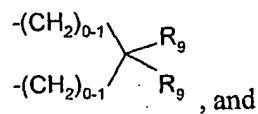




5

a bond,

C₁₋₅ alkylene,



10

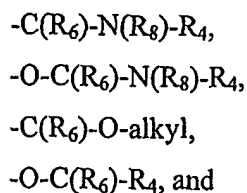
X is selected from the group consisting of a bond, -C₂₋₃ alkylene-,
-O-C₂₋₃ alkylene-;

R₁ is selected from the group consisting of:

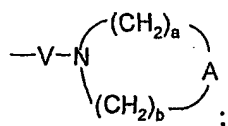
15

- hydrogen,
- hydroxy,
- fluorine,
- alkoxy,
- N(R₉)₂,
- NH-Q-R₄,
- S(O)₀₋₂-alkyl,
- S(O)₂-NH-R₉,

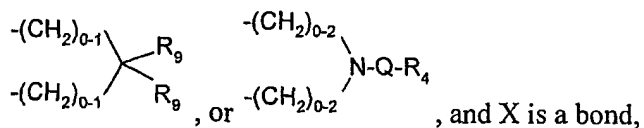
20



5



with the proviso that when Z is a bond, C₁₋₅ alkylene,



then R₁ is other than hydrogen;

m is an integer from 1 to 5;

10

R_{A'} and R_{B'} are each independently selected from the group consisting of:

- hydrogen,
- halogen,
- alkyl,
- alkenyl,
- 15 alkoxy,
- alkylthio, and
- N(R₉)₂;

R₂ is selected from the group consisting of:

20

- hydrogen,
- alkyl,
- alkoxyalkylenyl,
- hydroxyalkylenyl,
- haloalkylenyl, and
- R₄-C(R₆)-O-C₁₋₄ alkylene;

25

R₄ is selected from the group consisting of hydrogen, alkyl, alkenyl, alkynyl, aryl, arylalkylenyl, aryloxyalkylenyl, alkylarylenyl, heteroaryl, heteroarylalkylenyl, heteroaryloxyalkylenyl, alkylheteroarylenyl, and heterocyclyl, wherein the alkyl, alkenyl, alkynyl, aryl, arylalkylenyl, aryloxyalkylenyl, alkylarylenyl, heteroaryl, heteroarylalkylenyl, heteroaryloxyalkylenyl, alkylheteroarylenyl, and heterocyclyl groups

can be unsubstituted or substituted by one or more substituents independently selected from the group consisting of alkyl, alkoxy, hydroxyalkyl, haloalkyl, haloalkoxy, halogen, nitro, hydroxy, mercapto, cyano, aryl, aryloxy, arylalkyleneoxy, heteroaryl, heteroaryloxy, heteroarylalkyleneoxy, heterocyclyl, amino, acetylamino, alkylamino, dialkylamino, (dialkylamino)alkyleneoxy, and in the case of alkyl, alkenyl, alkynyl, and heterocyclyl, oxo;

R_6 is selected from the group consisting of =O and =S;

R_8 is selected from the group consisting of hydrogen, alkyl, alkoxyalkylenyl, and arylalkylenyl;

R_9 is selected from the group consisting of hydrogen and alkyl;

R_{11} is selected from the group consisting of hydrogen, alkyl, halogen, and trifluoromethyl;

A is selected from the group consisting of -O-, -C(O)-, -S(O)₀₋₂-, -CH₂-, and -N(R₄)-;

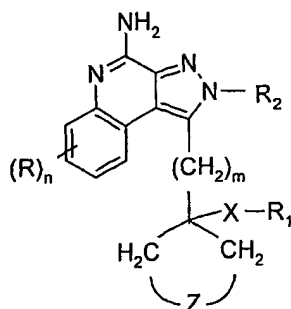
Q is selected from the group consisting of a bond, -C(R₆)-, -C(R₆)-C(R₆)-, -S(O)₂-, -C(R₆)-N(R₈)-W-, -S(O)₂-N(R₈)-, -C(R₆)-O-, and -C(R₆)-N(OR₉)-;

V is selected from the group consisting of -C(R₆)-, -O-C(R₆)-, -N(R₈)-C(R₆)-, and -S(O)₂-;

W is selected from the group consisting of a bond, -C(O)-, and -S(O)₂-; and

a and b are independently integers from 1 to 6 with the proviso that a + b is ≤ 7; or a pharmaceutically acceptable salt thereof.

3. A compound of the Formula III:

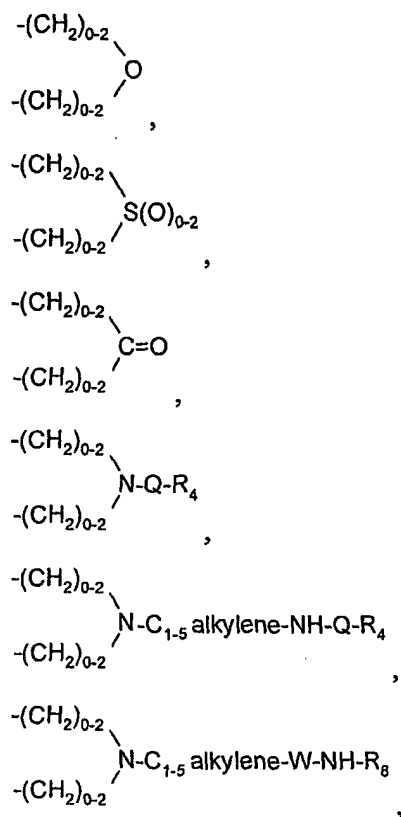


III

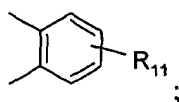
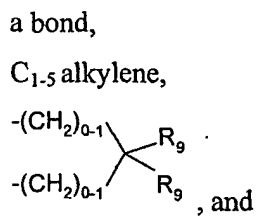
25

wherein:

Z is selected from the group consisting of:



5



10

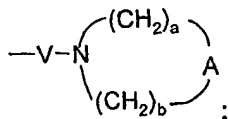
X is selected from the group consisting of a bond, -C₂₋₃ alkylene-,
 -O-C_{2,3} alkylene-;

R₁ is selected from the group consisting of:

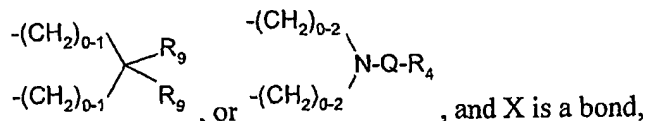
- hydrogen,
 hydroxy,
 fluorine,
 alkoxy,
 -N(R₉)₂,
 -NH-Q-R₄,

15

- S(O)₀₋₂-alkyl,
- S(O)₂-NH-R₉,
- C(R₆)-N(R₈)-R₄,
- O-C(R₆)-N(R₈)-R₄,
- 5 -C(R₆)-O-alkyl,
- O-C(R₆)-R₄, and



with the proviso that when Z is a bond, C₁₋₅ alkylene,



- 10 then R₁ is other than hydrogen;
- m is an integer from 1 to 5;
- R is selected from the group consisting of:

- halogen,
- hydroxy,
- 15 alkyl,
- haloalkyl,
- alkoxy, and
- N(R₉)₂;

n is an integer from 0 to 4;

- 20 R₂ is selected from the group consisting of:

- hydrogen,
- alkyl,
- alkoxyalkylenyl,
- hydroxyalkylenyl,
- 25 haloalkylenyl, and
- R₄-C(R₆)-O-C₁₋₄ alkylenyl;

R₄ is selected from the group consisting of hydrogen, alkyl, alkenyl, alkynyl, aryl, arylalkylenyl, aryloxyalkylenyl, alkylarylenyl, heteroaryl, heteroarylalkylenyl, heteroaryloxyalkylenyl, alkylheteroarylenyl, and heterocyclyl, wherein the alkyl, alkenyl,

alkynyl, aryl, arylalkylenyl, aryloxyalkylenyl, alkylarylenyl, heteroaryl,
 heteroarylalkylenyl, heteroaryloxyalkylenyl, alkylheteroarylenyl, and heterocyclyl groups
 can be unsubstituted or substituted by one or more substituents independently selected
 from the group consisting of alkyl, alkoxy, hydroxyalkyl, haloalkyl, haloalkoxy, halogen,
 5 nitro, hydroxy, mercapto, cyano, aryl, aryloxy, arylalkyleneoxy, heteroaryl, heteroaryloxy,
 heteroarylalkyleneoxy, heterocyclyl, amino, acetylamino, alkylamino, dialkylamino,
 (dialkylamino)alkyleneoxy, and in the case of alkyl, alkenyl, alkynyl, and heterocyclyl,
 oxo;

R_6 is selected from the group consisting of =O and =S;

10 R_8 is selected from the group consisting of hydrogen, alkyl, alkoxyalkylenyl, and
 arylalkylenyl;

R_9 is selected from the group consisting of hydrogen and alkyl;

R_{11} is selected from the group consisting of hydrogen, alkyl, halogen, and
 trifluoromethyl;

15 A is selected from the group consisting of -O-, -C(O)-, -S(O)₀₋₂-, -CH₂-, and
 -N(R₄)-;

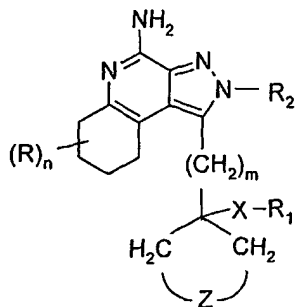
Q is selected from the group consisting of a bond, -C(R₆)-, -C(R₆)-C(R₆)-, -S(O)₂-,
 -C(R₆)-N(R₈)-W-, -S(O)₂-N(R₈)-, -C(R₆)-O-, and -C(R₆)-N(OR₉)-;

V is selected from the group consisting of -C(R₆)-, -O-C(R₆)-, -N(R₈)-C(R₆)-, and
 20 -S(O)₂-;

W is selected from the group consisting of a bond, -C(O)-, and -S(O)₂-; and

a and b are independently integers from 1 to 6 with the proviso that a + b is ≤ 7;
 or a pharmaceutically acceptable salt thereof.

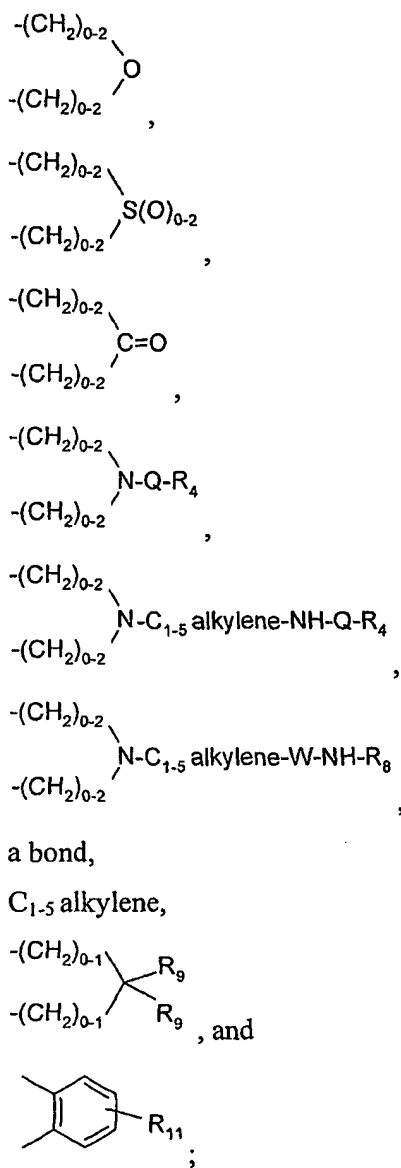
25 4. A compound of the Formula IV:



IV

wherein:

Z is selected from the group consisting of:



5

10

15

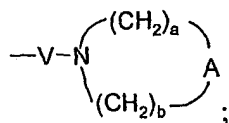
X is selected from the group consisting of a bond, $-C_{2-3}$ alkylene-,

$-O-C_{2-3}$ alkylene-;

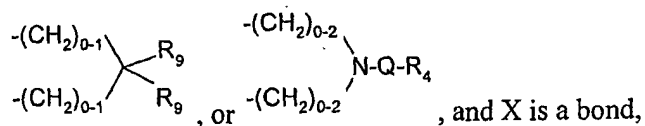
R_1 is selected from the group consisting of:

- hydrogen,
- hydroxy,
- fluorine,
- alkoxy,

- N(R₉)₂,
- NH-Q-R₄,
- S(O)₀₋₂-alkyl,
- S(O)₂-NH-R₉,
- 5 -C(R₆)-N(R₈)-R₄,
- O-C(R₆)-N(R₈)-R₄,
- C(R₆)-O-alkyl,
- O-C(R₆)-R₄, and



10 with the proviso that when Z is a bond, C₁₋₅ alkylene,



then R₁ is other than hydrogen;

m is an integer from 1 to 5;

R is selected from the group consisting of:

- 15 halogen,
- hydroxy,
- alkyl,
- haloalkyl,
- alkoxy, and
- 20 -N(R₉)₂;

n is an integer from 0 to 4;

R₂ is selected from the group consisting of:

- hydrogen,
- alkyl,
- 25 alkoxyalkylenyl,
- hydroxyalkylenyl,
- haloalkylenyl, and
- R₄-C(R₆)-O-C₁₋₄ alkylenyl;

R₄ is selected from the group consisting of hydrogen, alkyl, alkenyl, alkynyl, aryl, arylalkylenyl, aryloxyalkylenyl, alkylarylenyl, heteroaryl, heteroarylalkylenyl, heteroaryloxyalkylenyl, alkylheteroarylenyl, and heterocyclyl, wherein the alkyl, alkenyl, alkynyl, aryl, arylalkylenyl, aryloxyalkylenyl, alkylarylenyl, heteroaryl, heteroarylalkylenyl, heteroaryloxyalkylenyl, alkylheteroarylenyl, and heterocyclyl groups can be unsubstituted or substituted by one or more substituents independently selected from the group consisting of alkyl, alkoxy, hydroxyalkyl, haloalkyl, haloalkoxy, halogen, nitro, hydroxy, mercapto, cyano, aryl, aryloxy, arylalkyleneoxy, heteroaryl, heteroaryloxy, heteroarylalkyleneoxy, heterocyclyl, amino, acetylamino, alkylamino, dialkylamino, (dialkylamino)alkyleneoxy, and in the case of alkyl, alkenyl, alkynyl, and heterocyclyl, oxo;

R₆ is selected from the group consisting of =O and =S;

R₈ is selected from the group consisting of hydrogen, alkyl, alkoxyalkylenyl, and arylalkylenyl;

R₉ is selected from the group consisting of hydrogen and alkyl;

R₁₁ is selected from the group consisting of hydrogen, alkyl, halogen, and trifluoromethyl;

A is selected from the group consisting of -O-, -C(O)-, -S(O)₀₋₂-, -CH₂-, and -N(R₄)-;

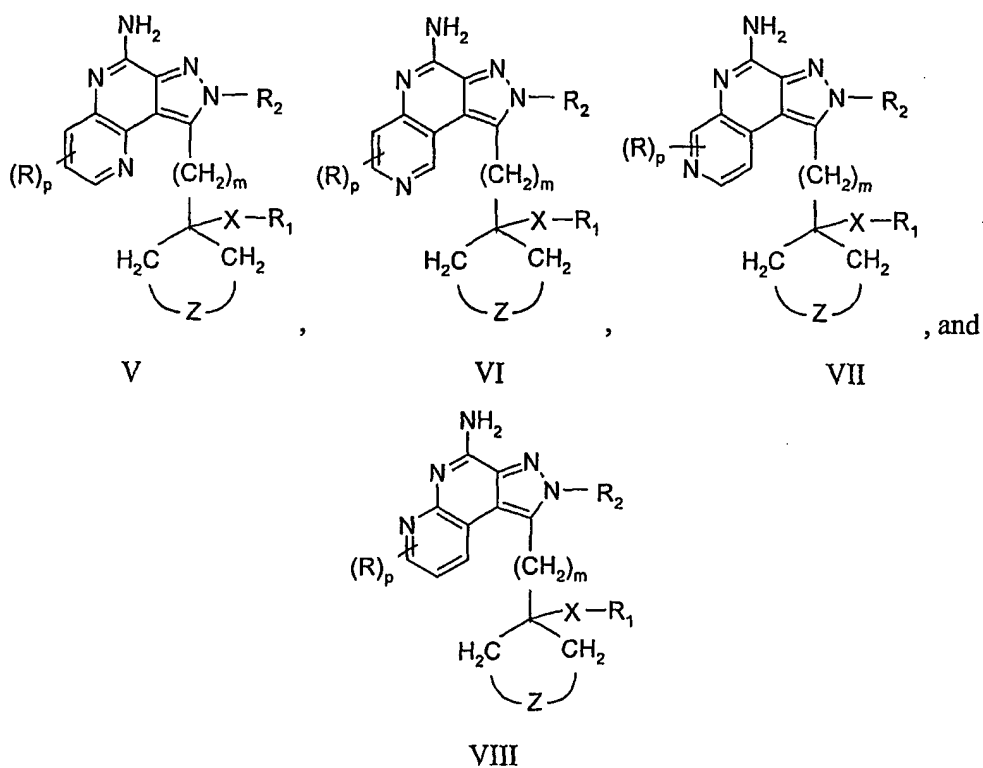
Q is selected from the group consisting of a bond, -C(R₆)-, -C(R₆)-C(R₆)-, -S(O)₂-, -C(R₆)-N(R₈)-W-, -S(O)₂-N(R₈)-, -C(R₆)-O-, and -C(R₆)-N(OR₉)-;

V is selected from the group consisting of -C(R₆)-, -O-C(R₆)-, -N(R₈)-C(R₆)-, and -S(O)₂-;

W is selected from the group consisting of a bond, -C(O)-, and -S(O)₂-; and

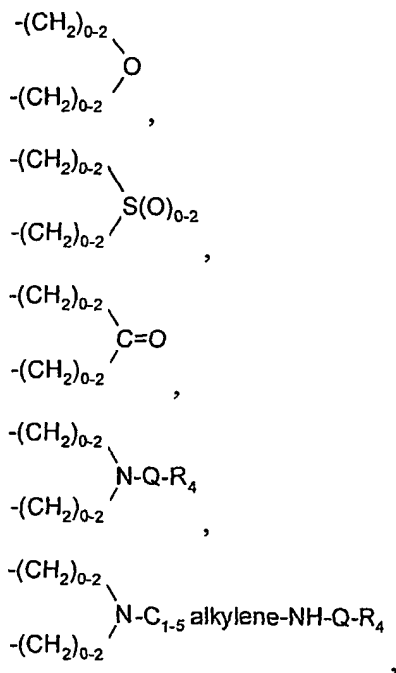
a and b are independently integers from 1 to 6 with the proviso that a + b is ≤ 7; or a pharmaceutically acceptable salt thereof.

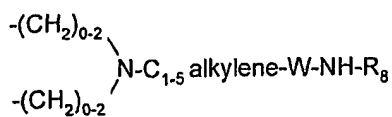
5. A compound selected from the group consisting of the Formulas V, VI, VII, and VIII:



5 wherein:

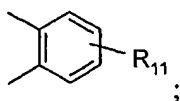
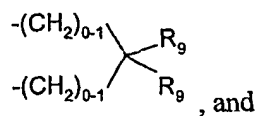
Z is selected from the group consisting of:





a bond,

C₁₋₅ alkylene,



5

X is selected from the group consisting of a bond, -C₂₋₃ alkylene-,
-O-C₂₋₃ alkylene-;

R₁ is selected from the group consisting of:

hydrogen,

10

hydroxy,

fluorine,

alkoxy,

-N(R₉)₂,

-NH-Q-R₄,

15

-S(O)₀₋₂-alkyl,

-S(O)₂-NH-R₉,

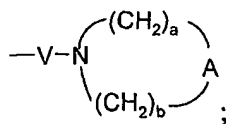
-C(R₆)-N(R₈)-R₄,

-O-C(R₆)-N(R₈)-R₄,

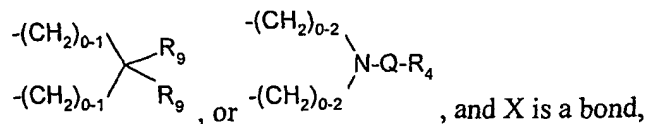
-C(R₆)-O-alkyl,

20

-O-C(R₆)-R₄, and



with the proviso that when Z is a bond, C₁₋₅ alkylene,



then R₁ is other than hydrogen;

m is an integer from 1 to 5;

R is selected from the group consisting of:

halogen,
hydroxy,
5 alkyl,
haloalkyl,
alkoxy, and
-N(R₉)₂;

p is an integer from 0 to 3;

10 R₂ is selected from the group consisting of:

hydrogen,
alkyl,
alkoxyalkylenyl,
hydroxyalkylenyl,
15 haloalkylenyl, and
R₄-C(R₆)-O-C₁₋₄ alkylenyl;

R₄ is selected from the group consisting of hydrogen, alkyl, alkenyl, alkynyl, aryl,
arylalkylenyl, aryloxyalkylenyl, alkylarylenyl, heteroaryl, heteroarylalkylenyl,
heteroaryloxyalkylenyl, alkylheteroarylenyl, and heterocyclyl, wherein the alkyl, alkenyl,
20 alkynyl, aryl, arylalkylenyl, aryloxyalkylenyl, alkylarylenyl, heteroaryl,
heteroarylalkylenyl, heteroaryloxyalkylenyl, alkylheteroarylenyl, and heterocyclyl groups
can be unsubstituted or substituted by one or more substituents independently selected
from the group consisting of alkyl, alkoxy, hydroxyalkyl, haloalkyl, haloalkoxy, halogen,
nitro, hydroxy, mercapto, cyano, aryl, aryloxy, arylalkyleneoxy, heteroaryl, heteroaryloxy,
25 heteroarylalkyleneoxy, heterocyclyl, amino, acetylamino, alkylamino, dialkylamino,
(dialkylamino)alkyleneoxy, and in the case of alkyl, alkenyl, alkynyl, and heterocyclyl,
oxo;

R₆ is selected from the group consisting of =O and =S;

30 R₈ is selected from the group consisting of hydrogen, alkyl, alkoxyalkylenyl, and
arylalkylenyl;

R₉ is selected from the group consisting of hydrogen and alkyl;

R_{11} is selected from the group consisting of hydrogen, alkyl, halogen, and trifluoromethyl;

A is selected from the group consisting of -O-, -C(O)-, -S(O)₀₋₂-, -CH₂-, and -N(R₄)-;

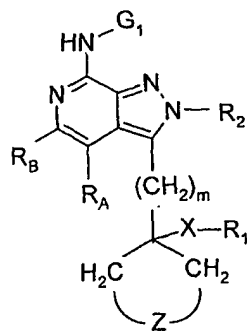
5 Q is selected from the group consisting of a bond, -C(R₆)-, -C(R₆)-C(R₆)-, -S(O)₂-, -C(R₆)-N(R₈)-W-, -S(O)₂-N(R₈)-, -C(R₆)-O-, and -C(R₆)-N(OR₉)-;

V is selected from the group consisting of -C(R₆)-, -O-C(R₆)-, -N(R₈)-C(R₆)-, and -S(O)₂-;

W is selected from the group consisting of a bond, -C(O)-, and -S(O)₂-; and

10 a and b are independently integers from 1 to 6 with the proviso that a + b is ≤ 7; or a pharmaceutically acceptable salt thereof.

6. A compound of the Formula XIII:

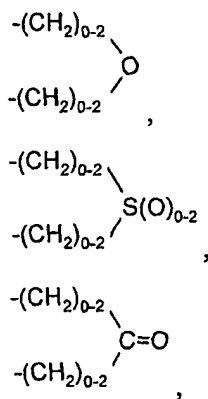


XIII

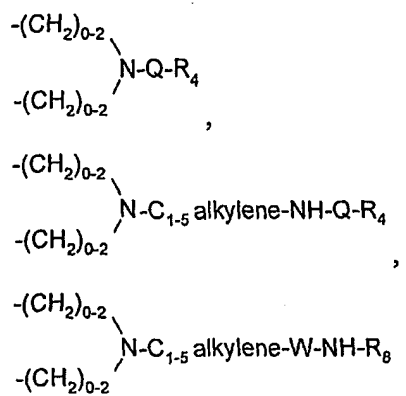
15

wherein:

Z is selected from the group consisting of:



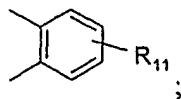
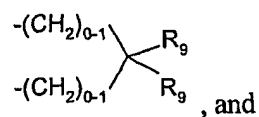
20



a bond,

5

C₁₋₅ alkylene,



X is selected from the group consisting of a bond, -C₂₋₃ alkylene-, and -O-C₂₋₃ alkylene-;

10

R₁ is selected from the group consisting of:

hydrogen,

hydroxy,

fluorine,

alkoxy,

15

-N(R₉)₂,

-NH-Q-R₄,

-S(O)₀₋₂-alkyl,

-S(O)₂-NH-R₉,

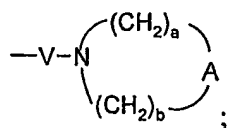
-C(R₆)-N(R₈)-R₄,

20

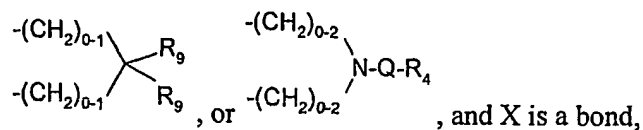
-O-C(R₆)-N(R₈)-R₄,

-C(R₆)-O-alkyl,

-O-C(R₆)-R₄, and



with the proviso that when Z is a bond, C₁₋₅ alkylene,



then R₁ is other than hydrogen;

5 m is an integer from 1 to 5;

R_A and R_B are each independently selected from the group consisting of:

- hydrogen,
- halogen,
- alkyl,
- 10 alkenyl,
- alkoxy,
- alkylthio, and
- N(R₉)₂;

15 or when taken together, R_A and R_B form a fused aryl ring or heteroaryl ring containing one heteroatom selected from the group consisting of N and S wherein the aryl or heteroaryl ring is unsubstituted or substituted by one or more R groups;

or when taken together, R_A and R_B form a fused 5 to 7 membered saturated ring, optionally containing one heteroatom selected from the group consisting of N and S, and unsubstituted or substituted by one or more R groups;

20 R is selected from the group consisting of:

- halogen,
- hydroxy,
- alkyl,
- haloalkyl,
- 25 alkoxy, and
- N(R₉)₂;

R₂ is selected from the group consisting of:

- hydrogen,
- alkyl,

alkoxyalkylenyl,
 hydroxyalkylenyl,
 haloalkylenyl, and
 R_4 -C(R_6)-O-C₁₋₄ alkylenyl;

5 R_4 is selected from the group consisting of hydrogen, alkyl, alkenyl, alkynyl, aryl, arylalkylenyl, aryloxyalkylenyl, alkylarylenyl, heteroaryl, heteroarylalkylenyl, heteroaryloxyalkylenyl, alkylheteroarylenyl, and heterocyclyl, wherein the alkyl, alkenyl, alkynyl, aryl, arylalkylenyl, aryloxyalkylenyl, alkylarylenyl, heteroaryl, heteroarylalkylenyl, heteroaryloxyalkylenyl, alkylheteroarylenyl, and heterocyclyl groups
 10 can be unsubstituted or substituted by one or more substituents independently selected from the group consisting of alkyl, alkoxy, hydroxyalkyl, haloalkyl, haloalkoxy, halogen, nitro, hydroxy, mercapto, cyano, aryl, aryloxy, arylalkyleneoxy, heteroaryl, heteroaryloxy, heteroarylalkyleneoxy, heterocyclyl, amino, acetylamino, alkylamino, dialkylamino, (dialkylamino)alkyleneoxy, and in the case of alkyl, alkenyl, alkynyl, and heterocyclyl,
 15 oxo;

R_6 is selected from the group consisting of =O and =S;

R_8 is selected from the group consisting of hydrogen, alkyl, alkoxyalkylenyl, and arylalkylenyl;

R_9 is selected from the group consisting of hydrogen and alkyl;

20 R_{11} is selected from the group consisting of hydrogen, alkyl, halogen, and trifluoromethyl;

A is selected from the group consisting of -O-, -C(O)-, -S(O)₀₋₂-, -CH₂-, and -N(R_4)-;

25 Q is selected from the group consisting of a bond, -C(R_6)-, -C(R_6)-C(R_6)-, -S(O)₂-, -C(R_6)-N(R_8)-W-, -S(O)₂-N(R_8)-, -C(R_6)-O-, and -C(R_6)-N(OR₉)-;

V is selected from the group consisting of -C(R_6)-, -O-C(R_6)-, -N(R_8)-C(R_6)-, and -S(O)₂-;

W is selected from the group consisting of a bond, -C(O)-, and -S(O)₂-;

a and b are independently integers from 1 to 6 with the proviso that a + b is ≤ 7;

30 G_1 is selected from the group consisting of:

-C(O)-R',
 α -aminoacyl,

α -aminoacyl- α -aminoacyl,

-C(O)-O-R',

-C(O)-N(R'')R',

-C(=NY')-R',

5 -CH(OH)-C(O)-OY',

-CH(OC₁₋₄ alkyl)Y₀,

-CH₂Y₂, and

-CH(CH₃)Y₂;

R' and R'' are independently selected from the group consisting of C₁₋₁₀ alkyl,
 10 C₃₋₇ cycloalkyl, phenyl, and benzyl, each of which may be unsubstituted or substituted by
 one or more substituents independently selected from the group consisting of halogen,
 hydroxy, nitro, cyano, carboxy, C₁₋₆ alkyl, C₁₋₄ alkoxy, aryl, heteroaryl, aryl-C₁₋₄ alkylenyl,
 heteroaryl-C₁₋₄ alkylenyl, halo-C₁₋₄ alkylenyl, halo-C₁₋₄ alkoxy, -O-C(O)-CH₃,
 -C(O)-O-CH₃, -C(O)-NH₂, -O-CH₂-C(O)-NH₂, -NH₂, and -S(O)₂-NH₂, with the proviso
 15 that R'' can also be hydrogen;

α -aminoacyl is an α -aminoacyl group derived from an amino acid selected from
 the group consisting of racemic, D-, and L-amino acids;

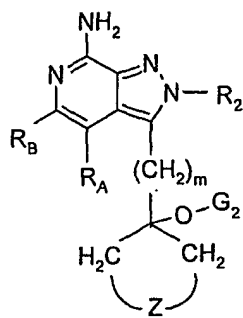
Y' is selected from the group consisting of hydrogen, C₁₋₆ alkyl, and benzyl;

Y₀ is selected from the group consisting of C₁₋₆ alkyl, carboxy-C₁₋₆ alkylenyl,
 20 amino-C₁₋₄ alkylenyl, mono-*N*-C₁₋₆ alkylamino-C₁₋₄ alkylenyl, and
 di-*N,N*-C₁₋₆ alkylamino-C₁₋₄ alkylenyl; and

Y₂ is selected from the group consisting of mono-*N*-C₁₋₆ alkylamino,
 di-*N,N*-C₁₋₆ alkylamino, morpholin-4-yl, piperidin-1-yl, pyrrolidin-1-yl, and
 4-C₁₋₄ alkylpiperazin-1-yl;

25 or a pharmaceutically acceptable salt thereof.

7. A compound of the Formula XIV:

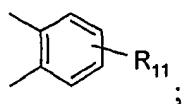


XIV

wherein:

Z is selected from the group consisting of:

- 5
- $-(CH_2)_{0-2}-O-$
 - $-(CH_2)_{0-2}-S(O)_{0-2}-$,
 - $-(CH_2)_{0-2}-C(=O)-$,
 - $-(CH_2)_{0-2}-N-Q-R_4-$,
 - $-(CH_2)_{0-2}-N-C_{1-5} \text{ alkylene}-NH-Q-R_4-$,
 - $-(CH_2)_{0-2}-N-C_{1-5} \text{ alkylene}-W-NH-R_8-$,
- 10
- a bond,
 - C_{1-5} alkylene,
 - $-(CH_2)_{0-1}-C(R_9)_2-$, and



m is an integer from 1 to 5;

R_A and R_B are each independently selected from the group consisting of:

hydrogen,

5

halogen,

alkyl,

alkenyl,

alkoxy,

alkylthio, and

10

-N(R₉)₂;

or when taken together, R_A and R_B form a fused aryl ring or heteroaryl ring containing one heteroatom selected from the group consisting of N and S wherein the aryl or heteroaryl ring is unsubstituted or substituted by one or more R groups;

15

or when taken together, R_A and R_B form a fused 5 to 7 membered saturated ring, optionally containing one heteroatom selected from the group consisting of N and S, and unsubstituted or substituted by one or more R groups;

R is selected from the group consisting of:

halogen,

hydroxy,

20

alkyl,

haloalkyl,

alkoxy, and

-N(R₉)₂;

R₂ is selected from the group consisting of:

25

hydrogen,

alkyl,

alkoxyalkylenyl,

hydroxyalkylenyl,

haloalkylenyl, and

30

R₄-C(R₆)-O-C₁₋₄ alkylenyl;

R₄ is selected from the group consisting of hydrogen, alkyl, alkenyl, alkynyl, aryl, arylalkylenyl, aryloxyalkylenyl, alkylarylenyl, heteroaryl, heteroarylalkylenyl, heteroaryloxyalkylenyl, alkylheteroarylenyl, and heterocyclyl, wherein the alkyl, alkenyl, alkynyl, aryl, arylalkylenyl, aryloxyalkylenyl, alkylarylenyl, heteroaryl, heteroarylalkylenyl, heteroaryloxyalkylenyl, alkylheteroarylenyl, and heterocyclyl groups can be unsubstituted or substituted by one or more substituents independently selected from the group consisting of alkyl, alkoxy, hydroxyalkyl, haloalkyl, haloalkoxy, halogen, nitro, hydroxy, mercapto, cyano, aryl, aryloxy, arylalkyleneoxy, heteroaryl, heteroaryloxy, heteroarylalkyleneoxy, heterocyclyl, amino, acetylamino, alkylamino, dialkylamino, (dialkylamino)alkyleneoxy, and in the case of alkyl, alkenyl, alkynyl, and heterocyclyl, oxo;

R₆ is selected from the group consisting of =O and =S;

R₈ is selected from the group consisting of hydrogen, alkyl, alkoxyalkylenyl, and arylalkylenyl;

R₉ is selected from the group consisting of hydrogen and alkyl;

R₁₁ is selected from the group consisting of hydrogen, alkyl, halogen, and trifluoromethyl;

Q is selected from the group consisting of a bond, -C(R₆)-, -C(R₆)-C(R₆)-, -S(O)₂-, -C(R₆)-N(R₈)-W-, -S(O)₂-N(R₈)-, -C(R₆)-O-, and -C(R₆)-N(OR₉)-;

W is selected from the group consisting of a bond, -C(O)-, and -S(O)₂-;

G₂ is selected from the group consisting of:

-X₂-C(O)-R',

α-aminoacyl,

α-aminoacyl-α-aminoacyl,

-X₂-C(O)-O-R',

-C(O)-N(R'')R', and

-S(O)₂-R';

X₂ is selected from the group consisting of a bond; -CH₂-O-; -CH(CH₃)-O-; -C(CH₃)₂-O-; and, in the case of -X₂-C(O)-O-R', -CH₂-NH-;

R' and R'' are independently selected from the group consisting of C₁₋₁₀ alkyl,

C₃₋₇ cycloalkyl, phenyl, and benzyl, each of which may be unsubstituted or substituted by one or more substituents independently selected from the group consisting of halogen, hydroxy, nitro, cyano, carboxy, C₁₋₆ alkyl, C₁₋₄ alkoxy, aryl, heteroaryl, aryl-C₁₋₄ alkylenyl, heteroaryl-C₁₋₄ alkylenyl, halo-C₁₋₄ alkylenyl, halo-C₁₋₄ alkoxy, -O-C(O)-CH₃,
 5 -C(O)-O-CH₃, -C(O)-NH₂, -O-CH₂-C(O)-NH₂, -NH₂, and -S(O)₂-NH₂, with the proviso that R" can also be hydrogen; and

α-aminoacyl is an α-aminoacyl group derived from an amino acid selected from the group consisting of racemic, D-, and L-amino acids; or a pharmaceutically acceptable salt thereof.

10

8. The compound or salt of claim 2 wherein R_{A'} and R_{B'} are independently hydrogen or alkyl.

9. The compound or salt of claim 8 wherein R_{A'} and R_{B'} are both methyl.

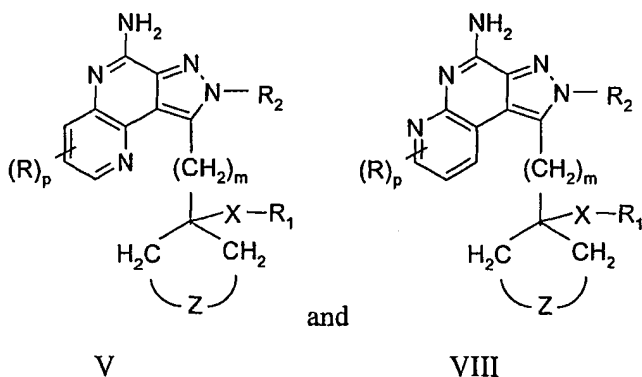
15

10. The compound or salt of claim 3 or claim 4 wherein R is hydroxy.

11. The compound or salt of claim 3 or claim 4 wherein n is 0.

20

12. The compound or salt of claim 5 wherein the compound is selected from the group consisting of the Formulas V and VIII:



or a pharmaceutically acceptable salt thereof.

25

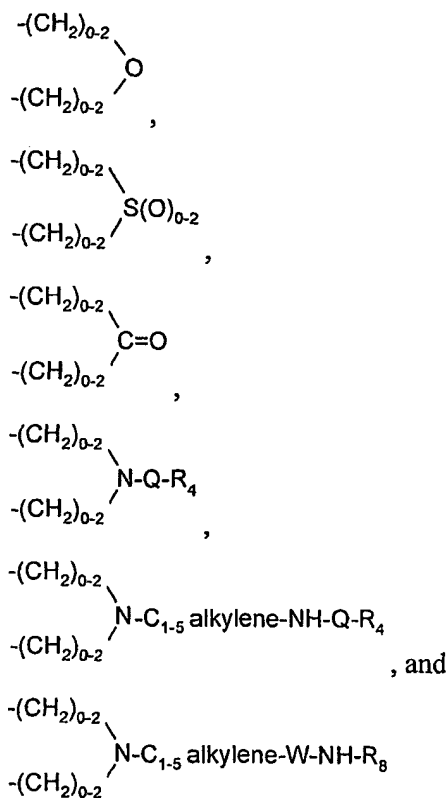
13. The compound or salt of claim 5 or claim 12 wherein p is 0.

14. The compound or salt of any one of claims 1 through 13 wherein m is an integer from 1 to 3.

5 15. The compound or salt of claim 14 wherein m is 1.

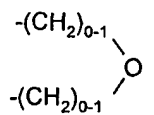
16. The compound or salt of any one of claims 1 through 15 wherein Z is selected from the group consisting of a bond and C₁₋₃ alkylene.

10 17. The compound or salt of any one of claims 1 through 15 wherein Z is selected from the group consisting of:



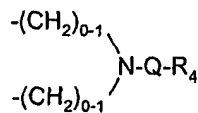
15

18. The compound or salt of claim 17 wherein Z is



20

19. The compound or salt of claim 17 wherein Z is



5 20. The compound or salt of any one of claims 1 through 15, 17, or 19 wherein Q is selected from the group consisting of -C(O)-, -C(O)-O-, -S(O)₂-, and -C(R₆)-N(R₈)-

21. The compound or salt of claim 20 wherein R₄ is selected from the group consisting of alkyl, aryl, arylalkylenyl, heteroaryl, and heterocyclyl, wherein the aryl group can be
10 unsubstituted or substituted by one or more substituents independently selected from the group consisting of acetylamino, alkyl, alkoxy, cyano, and halogen.

22. The compound or salt of any one of claims 1 through 6, 8 through 13, or 14
15 through 21 except as dependent on 7 wherein X is a bond.

23. The compound or salt of any one of claims 1 through 6, 8 through 13, 14 through 21 except as dependent on 7, or 22 wherein R₁ is selected from the group consisting of hydroxy and methoxy.

20 24. The compound or salt of any one of claims 1 through 6, 8 through 13, 14 through 21 except as dependent on 7, or 22 wherein R₁ is fluoro.

25 25. The compound or salt of any one of claims 1 through 6, 8 through 13, 14 through 21 except as dependent on 7, or 22 wherein R₁ is selected from the group consisting of -NH₂, -NH-Q-R₄, -C(O)-NH₂, and -C(O)-N(R₈)-R₄,

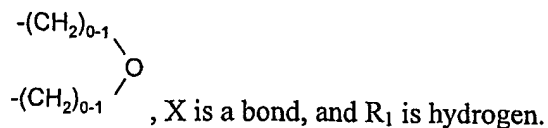
wherein:

Q is selected from the group consisting of -C(O)-, -S(O)₂-, -C(O)-O-, and -C(O)-NH-,

R₈ is selected from the group consisting of hydrogen and alkyl, and

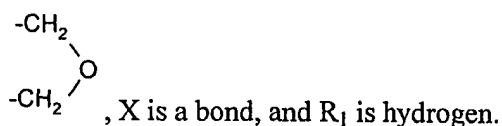
30 R₄ is selected from the group consisting of alkyl and alkoxyalkylenyl.

26. The compound or salt of any one of claims 1 through 6, 8 through 13, 14 except as dependent on 7, or 15 except as dependent on 7 wherein Z is



5

27. The compound or salt of claim 13 or claim 11 as dependent on claim 3 wherein Z is



10 28. The compound or salt of any one of claims 1 through 27 wherein R₂ is selected from the group consisting of C₁₋₄ alkyl, C₁₋₄ alkyl-O-C₂₋₄ alkylene, and hydroxyC₂₋₄ alkylene.

15 29. The compound or salt of claim 28 wherein R₂ is selected from the group consisting of methyl, ethyl, *n*-propyl, *n*-butyl, 2-methoxyethyl, and 2-hydroxyethyl.

30. A pharmaceutical composition comprising a therapeutically effective amount of a compound or salt of any one of claims 1-29 in combination with a pharmaceutically acceptable carrier.

20

31. A method of inducing cytokine biosynthesis in an animal comprising administering an effective amount of a compound or salt of any one of claims 1-29 or the pharmaceutical composition of claim 30 to the animal.

25 32. A method of treating a viral disease in an animal in need thereof comprising administering a therapeutically effective amount of a compound or salt of any one of claims 1-29 or the pharmaceutical composition of claim 30 to the animal.

33. A method of treating a neoplastic disease in an animal in need thereof comprising administering a therapeutically effective amount of a compound or salt of any one of claims 1-29 or the pharmaceutical composition of claim 30 to the animal.

5

INTERNATIONAL SEARCH REPORT

International application No
PCT/US2006/012263

A. CLASSIFICATION OF SUBJECT MATTER
INV. C07D471/04 A61K31/437 A61P31/12 A61P35/00

According to International Patent Classification (IPC) or to both national classification and IPC

B. FIELDS SEARCHED

Minimum documentation searched (classification system followed by classification symbols)
C07D A61K A61P

Documentation searched other than minimum documentation to the extent that such documents are included in the fields searched

Electronic data base consulted during the international search (name of data base and, where practical, search terms used)

EPO-Internal, WPI Data, PAJ, EMBASE, BIOSIS, CHEM ABS Data, BEILSTEIN Data

C. DOCUMENTS CONSIDERED TO BE RELEVANT

Category*	Citation of document, with indication, where appropriate, of the relevant passages	Relevant to claim No.
X	WO 2004/058759 A (3M INNOVATIVE PROPERTIES COMPANY) 15 July 2004 (2004-07-15) Claims 1-136; Formulae (I)-(II), (VI)-(VIII), (XLVIII); examples 176-182, 19-195, 244-323, 332-362, 404-413, 437-439, 477-480, 583-611, 739-762	1-33
X	US 4 689 338 A (GERSTER ET AL) 25 August 1987 (1987-08-25) Claims 1-4, 14, 19-22; Formula (I); example 127	1-33
X	WO 95/02598 A (MINNESOTA MINING AND MANUFACTURING COMPANY) 26 January 1995 (1995-01-26) Claims 1-15; Formula (I); example 81	1-33
	-/--	

Further documents are listed in the continuation of Box C. See patent family annex.

* Special categories of cited documents:

A document defining the general state of the art which is not considered to be of particular relevance

E earlier document but published on or after the international filing date

L document which may throw doubts on priority claim(s) or which is cited to establish the publication date of another citation or other special reason (as specified)

O document referring to an oral disclosure, use, exhibition or other means

P document published prior to the international filing date but later than the priority date claimed

T later document published after the international filing date or priority date and not in conflict with the application but cited to understand the principle or theory underlying the invention

X document of particular relevance; the claimed invention cannot be considered novel or cannot be considered to involve an inventive step when the document is taken alone

Y document of particular relevance; the claimed invention cannot be considered to involve an inventive step when the document is combined with one or more other such documents, such combination being obvious to a person skilled in the art

& document member of the same patent family

Date of the actual completion of the international search 16 August 2006	Date of mailing of the international search report 28/08/2006
---	--

Name and mailing address of the ISA/ European Patent Office, P.B. 5818 Patentlaan 2 NL - 2280 HV Rijswijk Tel. (+31-70) 340-2040, Tx. 31 651 epo nl, Fax: (+31-70) 340-3016	Authorized officer Kirsch, C
---	-------------------------------------

INTERNATIONAL SEARCH REPORT

International application No
PCT/US2006/012263

C(Continuation). DOCUMENTS CONSIDERED TO BE RELEVANT		
Category*	Citation of document, with indication, where appropriate, of the relevant passages	Relevant to claim No.
X	EP 1 104 764 A (HOKURIKU SEIYAKU CO., LTD) 6 June 2001 (2001-06-06) Claims 1-5; Formulae (I)-(II); examples 90-91	1-33
P,X	----- WO 2005/079195 A (3M INNOVATIVE PROPERTIES COMPANY; HAYS, DAVID, S; DANIELSON, MICHAEL,) 1 September 2005 (2005-09-01) Claims 1-; Formula (I); examples especially 49, 58-59	1-33
P,X	----- WO 2006/028545 A (3M INNOVATIVE PROPERTIES COMPANY; STOERMER, DORIS; DELLARIA, JOSEPH, F) 16 March 2006 (2006-03-16) Claims 1-46; Formulae (I)-(X); examples -----	1-33

INTERNATIONAL SEARCH REPORT

International application No.
PCT/US2006/012263

Box II Observations where certain claims were found unsearchable (Continuation of item 2 of first sheet)

This International Search Report has not been established in respect of certain claims under Article 17(2)(a) for the following reasons:

1. Claims Nos.:
because they relate to subject matter not required to be searched by this Authority, namely:

Although claims 31-33 are directed to a method of treatment of the human/animal body, the search has been carried out and based on the alleged effects of the compound/composition.
2. Claims Nos.:
because they relate to parts of the International Application that do not comply with the prescribed requirements to such an extent that no meaningful International Search can be carried out, specifically:
3. Claims Nos.:
because they are dependent claims and are not drafted in accordance with the second and third sentences of Rule 6.4(a).

Box III Observations where unity of invention is lacking (Continuation of item 3 of first sheet)

This International Searching Authority found multiple inventions in this International application, as follows:

1. As all required additional search fees were timely paid by the applicant, this International Search Report covers all searchable claims.
2. As all searchable claims could be searched without effort justifying an additional fee, this Authority did not invite payment of any additional fee.
3. As only some of the required additional search fees were timely paid by the applicant, this International Search Report covers only those claims for which fees were paid, specifically Claims Nos.:
4. No required additional search fees were timely paid by the applicant. Consequently, this International Search Report is restricted to the invention first mentioned in the claims; it is covered by claims Nos.:

Remark on Protest

- The additional search fees were accompanied by the applicant's protest.
- No protest accompanied the payment of additional search fees.

INTERNATIONAL SEARCH REPORT

Information on patent family members

International application No

PCT/US2006/012263

Patent document cited in search report		Publication date	Patent family member(s)	Publication date
WO 2004058759	A	15-07-2004	AU 2003301052	A1 22-07-2004
			CA 2510375	A1 15-07-2004
			EP 1590348	A1 02-11-2005
			JP 2006513212	T 20-04-2006
			MX PA05006740	A 05-10-2005
US 4689338	A	25-08-1987	CZ 9103904	A3 17-03-1993
			MX 9203474	A1 01-07-1992
			SK 390491	A3 12-09-2000
WO 9502598	A	26-01-1995	DE 69426078	D1 09-11-2000
			DE 69426078	T2 13-06-2001
			EP 0708773	A1 01-05-1996
			ES 2150496	T3 01-12-2000
			JP 9500628	T 21-01-1997
			JP 3571342	B2 29-09-2004
			US 5352784	A 04-10-1994
			US 5444065	A 22-08-1995
EP 1104764	A	06-06-2001	AU 744388	B2 21-02-2002
			AU 5197499	A 06-03-2000
			BG 105271	A 30-11-2001
			BR 9914306	A 21-05-2002
			CA 2339562	A1 24-02-2000
			CN 1323307	A 21-11-2001
			CZ 20010503	A3 14-11-2001
			HR 20010144	A2 30-04-2002
			HU 0103406	A2 28-02-2002
			WO 0009506	A1 24-02-2000
			JP 2000119271	A 25-04-2000
			NO 20010676	A 10-04-2001
			NZ 509939	A 28-08-2002
			PL 346155	A1 28-01-2002
			SK 1942001	A3 03-12-2001
			TR 200100439	T2 21-05-2001
TW 533209	B 21-05-2003			
US 6518265	B1 11-02-2003			
WO 2005079195	A	01-09-2005	AU 2004315876	A1 01-09-2005
			CA 2540598	A1 01-09-2005
WO 2006028545	A	16-03-2006	NONE	